

## IGBT contribute to energy saving

The wide spread(diffusion) of electric vehicles (EV) and hybrid vehicles (HEV) is expected to prevent global warming and improve the air environment.

EV and HEV require improved fuel consumption (electricity consumption) and reduced size and weight of mounted components in order to reduce their environmental load and improve cruising distance.

Fuji Electric has now produced a "direct liquid cooling IGBT module for electrical applications" (IGBT module) in response to these requirements.

- 40% improvement in power to surface area ratio has been achieved over previous model with adoption of 7th-generation RC-IGBT<sup>\*1</sup> and cooler cover integral construction. We realized the reduction in module size.
- High speed, high-accuracy overheat protection, short-circuit protection has been realized with two on-chip sensors, ensuring customer safety.
- Integration with drive motor made easy by employing thinner design with height of 23.5 mm, and flange construction.

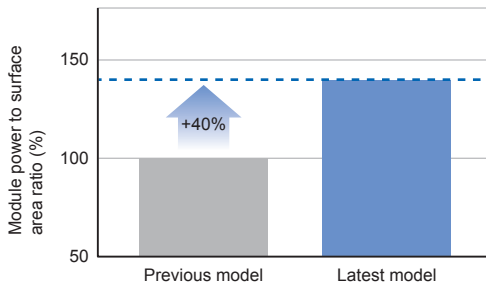
\*1 RC-IGBT : Reverse Conductive Insulated Gate Bipolar Transistor



6MBI800XV-075V-01

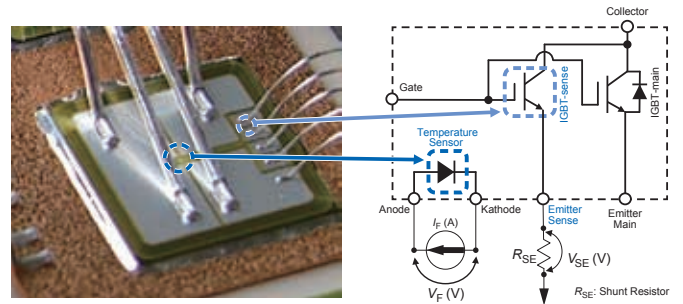
## 1. Compact size achieved with 7G-RC and 3G cooler

A 40% improvement in power to surface area ratio has been achieved over Fuji Electric's previous model with the adoption of (1) 7G-RC (7th-generation RC-IGBT) and (2) 3G cooler (cooler with integrated cooler cover), allowing the module size to be reduced.



## 2. Support for improved safety with high-accuracy protective function

Customer safety is ensured by realizing high speed, high-accuracy overheat protection, and short-circuit protection with the adoption of two on-chip sensors, a (1) temperature sensitive diode and (2) current sensor IGBT, based on over 20 years of Fuji Electric's unique technology.



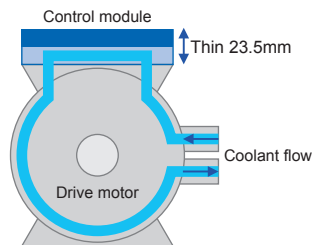
## 3. Size of customer systems can be reduced with ease

Fuji Electric has successfully reduced the module thickness by integrating the cooler cover, and made it easy to integrate the module and drive motor with the adoption of a flange construction.

Thin cooler with integrated cover



Image of mechanical, electrical integral construction




## 4. Support for shorter design periods with evaluation kit

Module characteristics are evaluated easily and safely with an evaluation kit. Drive system reference examples are provided to help with customer system design.

Contact your dealer or relevant sales department for details.

Module mounted with evaluation board



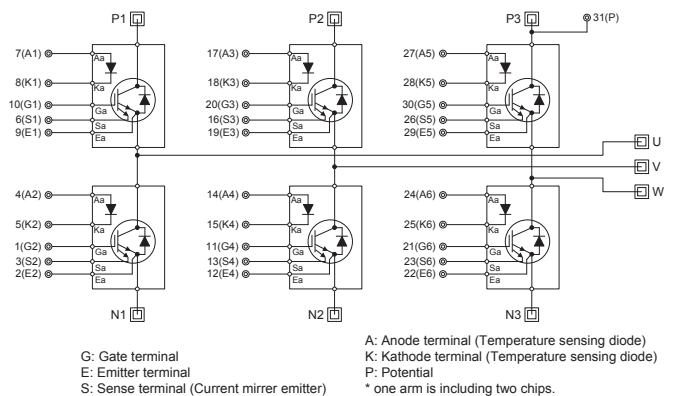
Simple flange joint for evaluation



## Product characteristics

|                                  |                    |   |
|----------------------------------|--------------------|---|
| Model name                       |                    | 6MBI800XV-075V-01                               |
| maximum rating                   | Voltage: $V_{CES}$ | 700V/750V @ $T_J = -40/175^\circ\text{C}$       |
|                                  | Current: $I_{CN}$  | 800A  |
| Saturation voltage $V_{CE(sat)}$ |                    | 1.45V/1.65V Typ. @ $T_J = 25/175^\circ\text{C}$ |
| Internal configuration           |                    | 6 in 1  |
| Reference configuration example  | Application        | Inverter for three-phase motors                 |
|                                  | Output             | 80~150kW  |
|                                  | $V_{DC}$           | 400V  |
|                                  | $I_C$ max.         | 460Arms@1sec                                    |
|                                  | $I_C$ continuous   | 430Arms   |
| $f_{sw}$                         |                    | 6kHz  |
| Dimensions/weight                |                    | 162 x 117 x 23.5(mm) / 560(g)                   |

## Equivalent circuits



## ⚠ Safety Precautions

- \* Before using this product, read the "Instruction Manual" and "Specifications" carefully, and consult with the retailer from which you purchased this product as necessary to use this product correctly.
- \* The product must be handled by a technician with the appropriate skills.

## Fuji Electric Co., Ltd.

URL [www.fujielectric.com/products/semiconductor/](http://www.fujielectric.com/products/semiconductor/)  
Gate City Ohsaki, East Tower, 1-11-2, Ohsaki, Shinagawa-ku, Tokyo 141-0032, Japan Tel: +81-3-5435-7156

- Fuji Electric Hong Kong Co., Ltd. Unit 1601-03 & 05, 16/F., Tower II, Grand Century Place, No. 193 Prince Edward Road West, Mongkok, Kowloon, Hong Kong Tel: +852-2664-8699
- Fuji Electric Taiwan Co., Ltd. 10F. No.168, Song Jiang Road, Taipei, Taiwan Tel: +886-2-2515-1820
- Fuji Electric Asia Pacific Pte. Ltd. 151 Lorong Chuan, #03-01/01A, New Tech Park, SINGAPORE 556741 Tel: +65-6533-0014
- Fuji Electric India Private Ltd. 119(Part), 120, 120A, Electrical and Electronics Industrial Estate, Perungudi, Chennai - 600096, Tamil Nadu, India Tel: +91-44-40004200
- Fuji Electric Corp. of America 50 Northfield Avenue Edison, NJ 08837, USA Tel: +1-732-560-9410
- Fuji Electric Europe GmbH Goethering 58, 63067 Offenbach am Main, F.R. GERMANY Tel: +49-69-6690290

2021-8 FOLS PDF

The contents of this document are subject to change without notice.