

# **FY2018 Medium-Term Management Plan**

## **Power and Social Infrastructure Business**

**May 26, 2016**

**Fuji Electric Co., Ltd.**

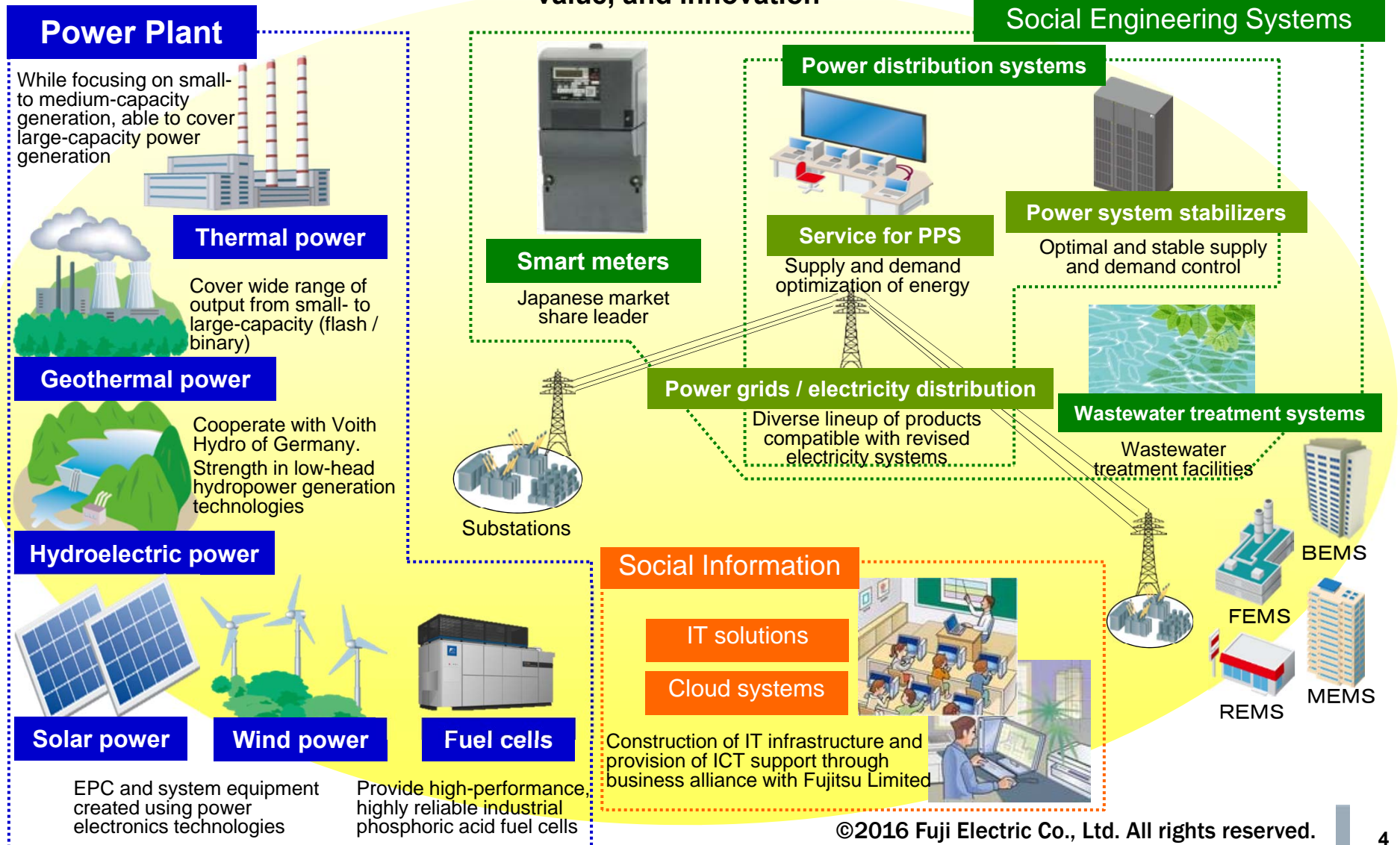
**Power and Social Infrastructure Business Group**

- Business Overview
- Review of FY2015 Medium-Term Management Plan
- FY2018 Medium-Term Management Plan
  - Basic Policies
  - Business Plan
  - Market Trends
  - Priority Measures
  - Capital Investment / Research and Development

# Business Overview

# Business Overview

Contribute to the realization of a sustainable society by creating and optimally controlling energy  
 ~Develop businesses with maximized environmental performance, efficiency, economic benefits, value, and innovation~



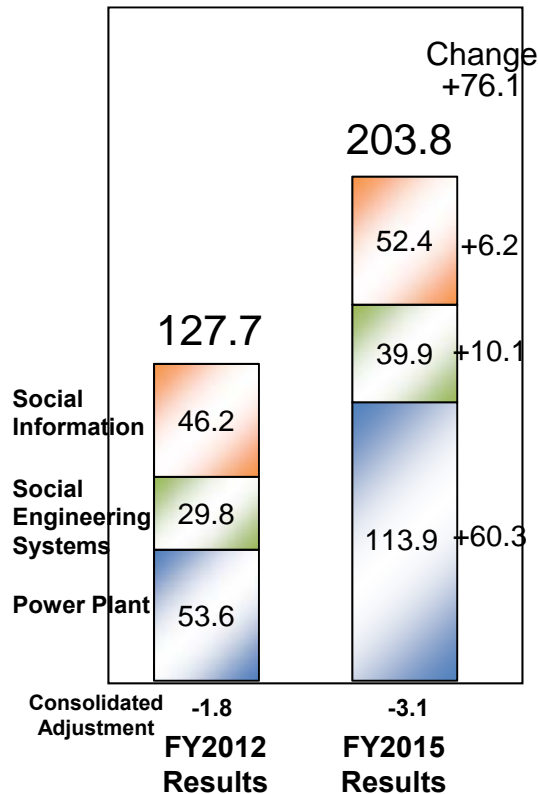
# Review of FY2015 Medium-Term Management Plan

# Review of FY2015 Medium-Term Management Plan

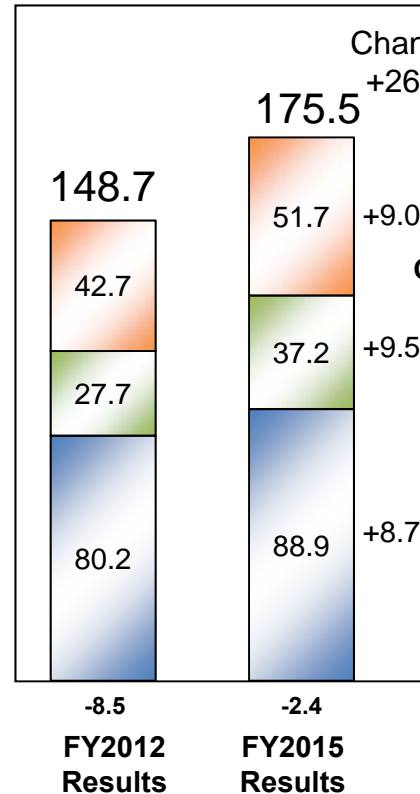
- Vs FY2012

Sales and income up centered on solar power generation systems and smart meters

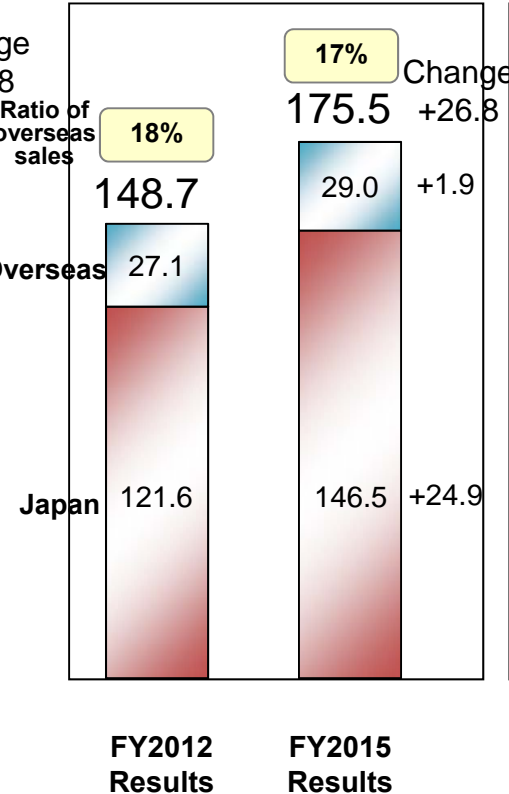
**Amount of Orders Received by Subsegment**  
(Billion yen)



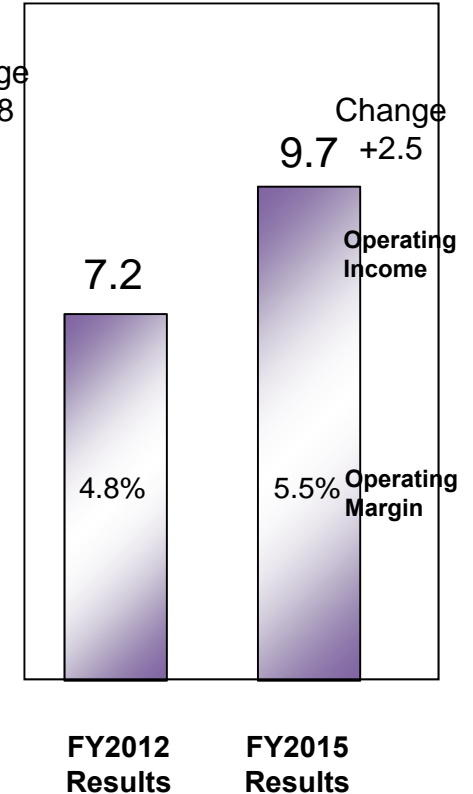
**Net Sales by Subsegment**  
(Billion yen)



**Net Sales in Japan / Overseas** (Billion yen)



**Operating Income / Operating Margin**  
(Billion yen)



\* Figures for FY2012 reflect the organizational restructuring conducted in FY2015.

## Results of initiatives for strengthening business foundations

- Received large-scale domestic thermal power generation plant orders (GTCC, USC coal-fired thermal)
- Completed large-scale mega solar project
- Acquired orders for smart meters, established system for increased production and reduced costs
- Conducted M&As for expanding overseas businesses
  - U.S.: RTS (power plant after sales business)
  - Europe: Fuji N<sub>2</sub> (fuel cells)

## Future challenges

- Operating businesses that preemptively address domestic FIT market changes and electricity system reform
- Expanding overseas operations (reaping benefits of M&As, developing solar power generation system operations overseas)

•GTCC: Gas-turbine combined cycle •USC: Ultra-supercritical pressure •FIT: Feed-in tariff

# FY2018 Medium-Term Management Plan

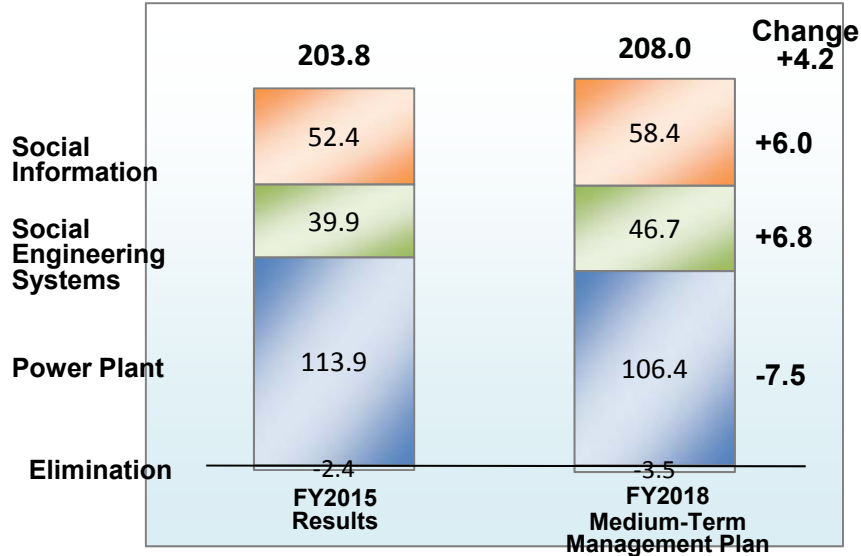


## **Aim to achieve business growth in conjunction with expanding demand for electricity and social infrastructure development**

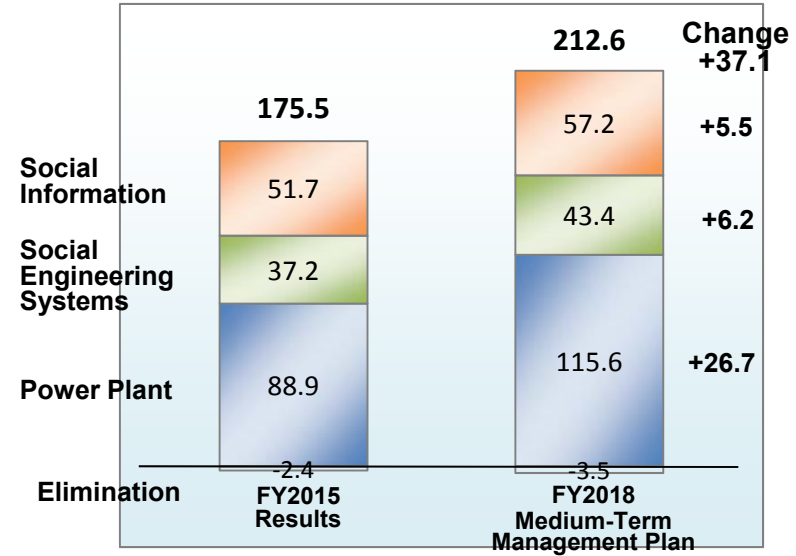
- **Power plant:** Stably expand earnings through ongoing order acquisition centered on thermal and geothermal power generation plant and after sales business and fuel cell growth
- **Social engineering systems:** Develop business in consideration of accelerated smart meter initiatives and electricity system reform
- **Social information:** Accelerate and strengthen initiatives targeting new fields and growth fields amidst development of more-advanced IT infrastructure

# Business Plan

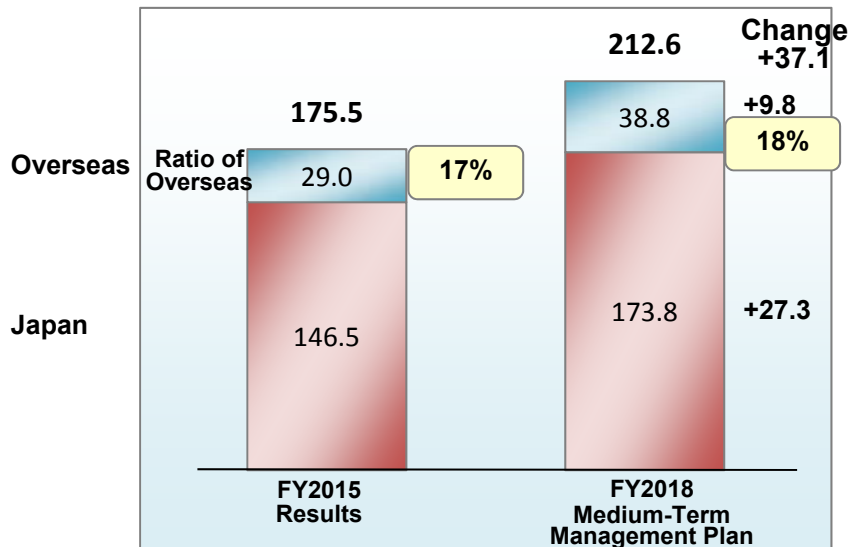
Amount of Orders Received (Billion yen)



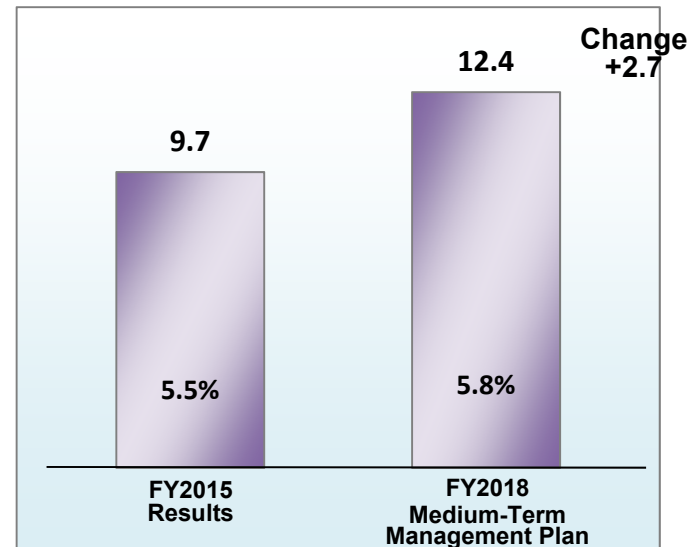
Net Sales by Subsegment (Billion yen)



Net Sales in Japan / Overseas (Billion yen)

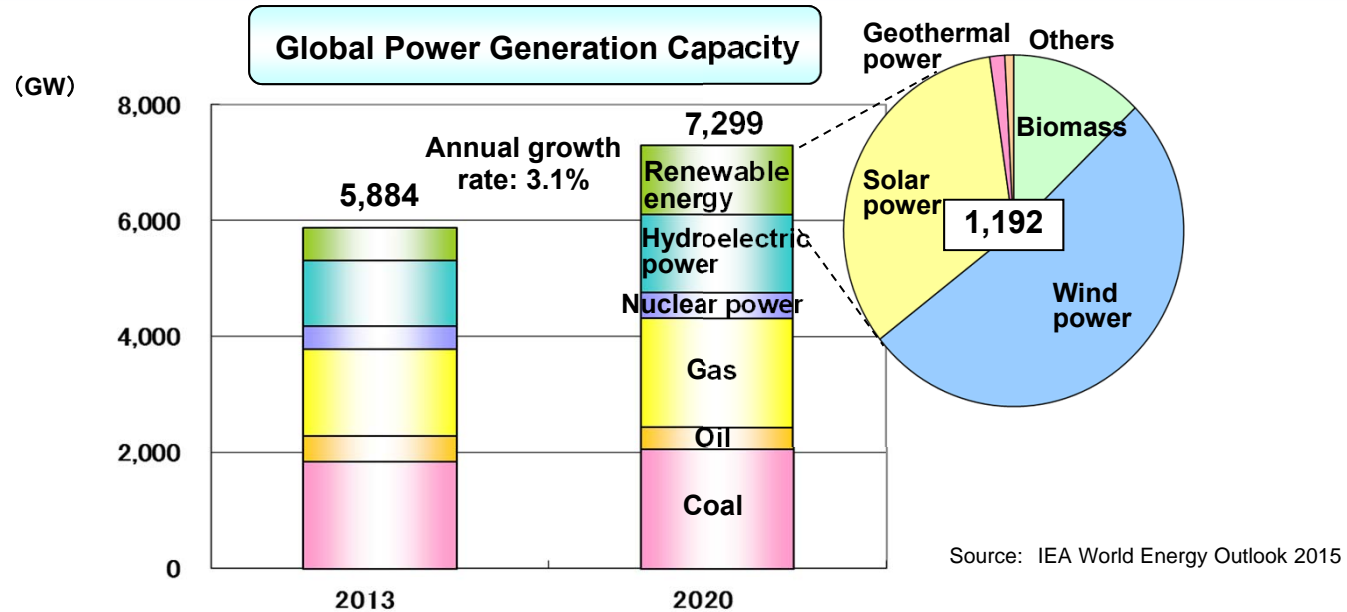


Operating Income / Operating Margin (Billion yen)



# Power Plant

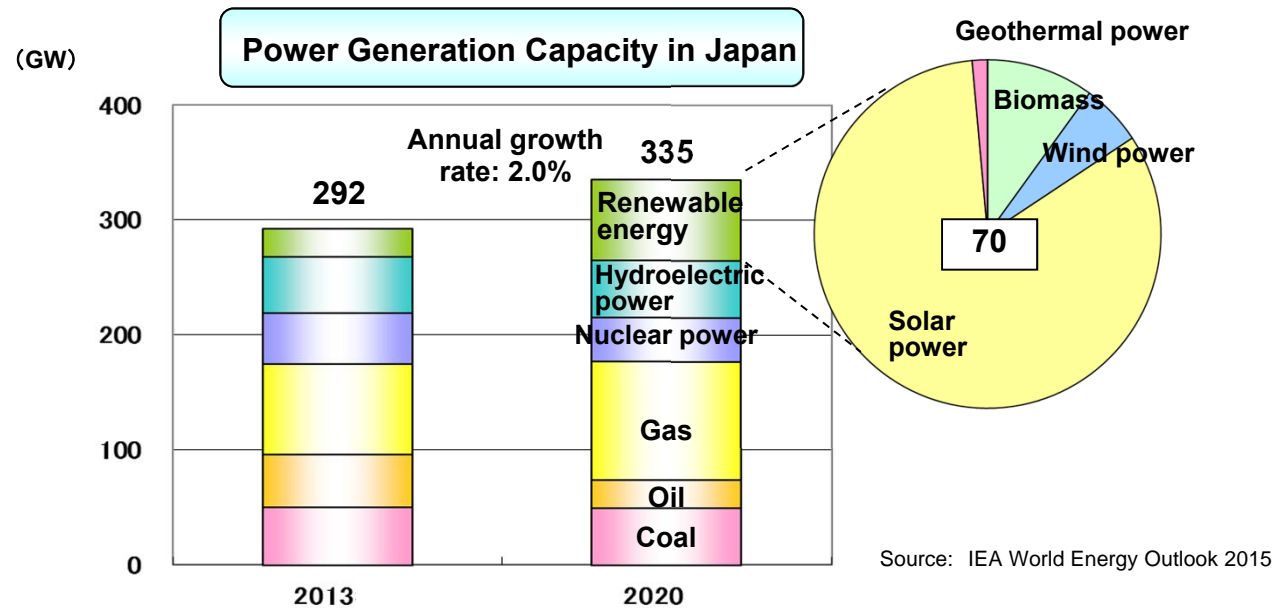
**Continuing global growth in electricity demand and increasing installation of generation facilities**



- **Annual growth rate of 2.3% for global energy demand\***
  - Developed nations: 0.7% annual growth
  - Emerging nations: 3.7% annual growth
- **Improvement of economic performance through higher efficiencies, and reduction of environmental impact**
- **Promotion of geothermal power generation system introduction by government measures and subsidies**
  - Rising demand in Africa, following trend in Indonesia

\* Source: IEA World Energy Outlook 2015

## Ongoing introduction of environmental-regulation-compliant thermal power generation plants and renewable energy systems in Japan

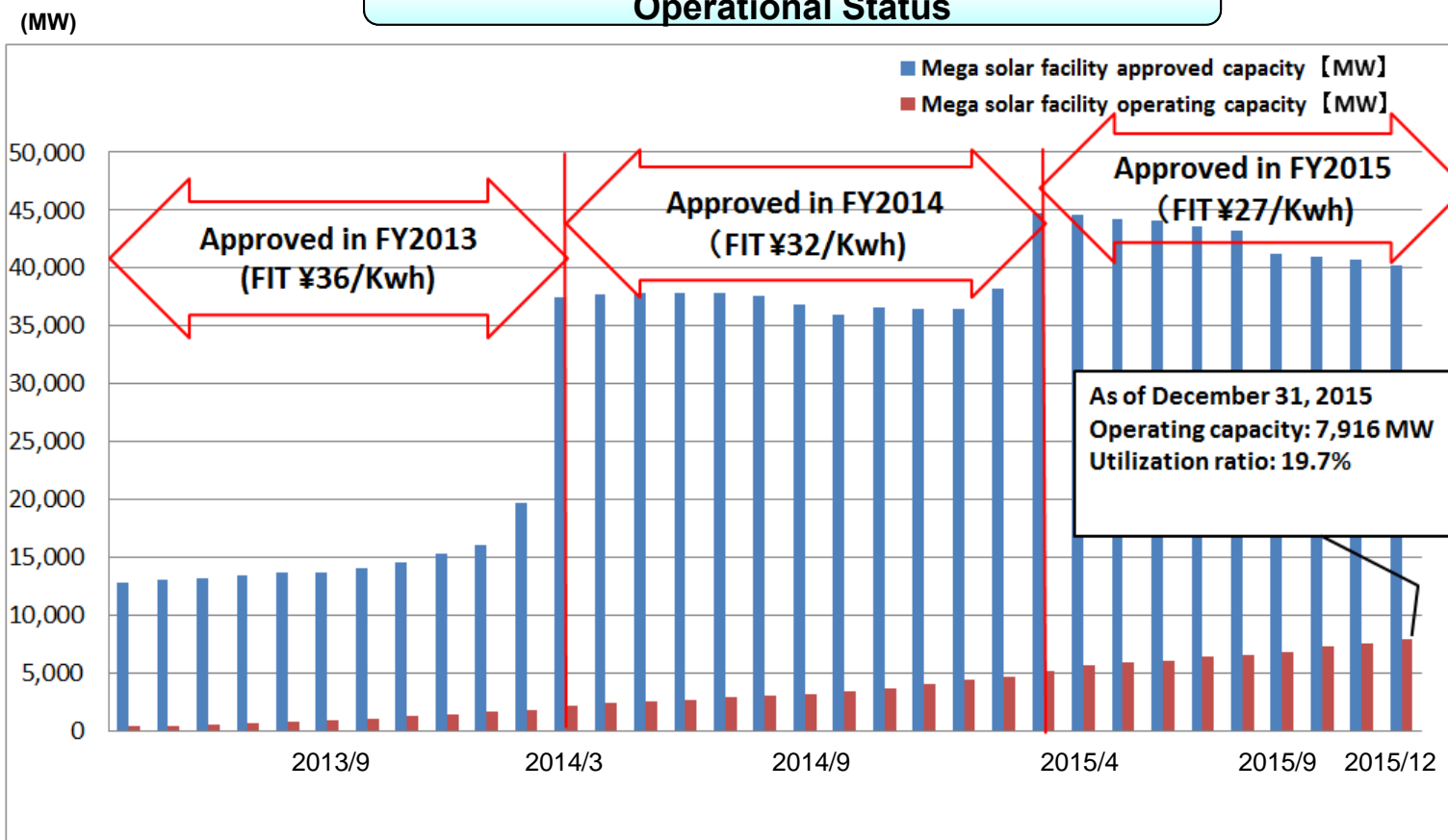


- Continued expansion of thermal power generation centered on IPP and PPS operators
- Progressive installation of highly efficient thermal power generation plants (ultra-supercritical coal-fired thermal power, combined-cycle power, small- to medium-capacity reheat generation)
- Promotion of biomass, wind, and small- to medium-capacity geothermal power generation based on FIT and other government measures

Number of new power suppliers	Power producer and supplier: 799 (As of March 1, 2016) Small-scale electricity suppliers: 295 (As of May 12, 2016)
-------------------------------	---

# Mega Solar Market Trends

## Japanese Mega Solar Facility Approval and Operational Status



Source: Agency for Natural Resources and Energy

- Only 20% of approved generation facilities operational (as of December 31, 2015)
- Ongoing demand for construction expected to last through 2018, but number of projects to decline gradually following abolition of approval system

## Power Plant Priority Measures

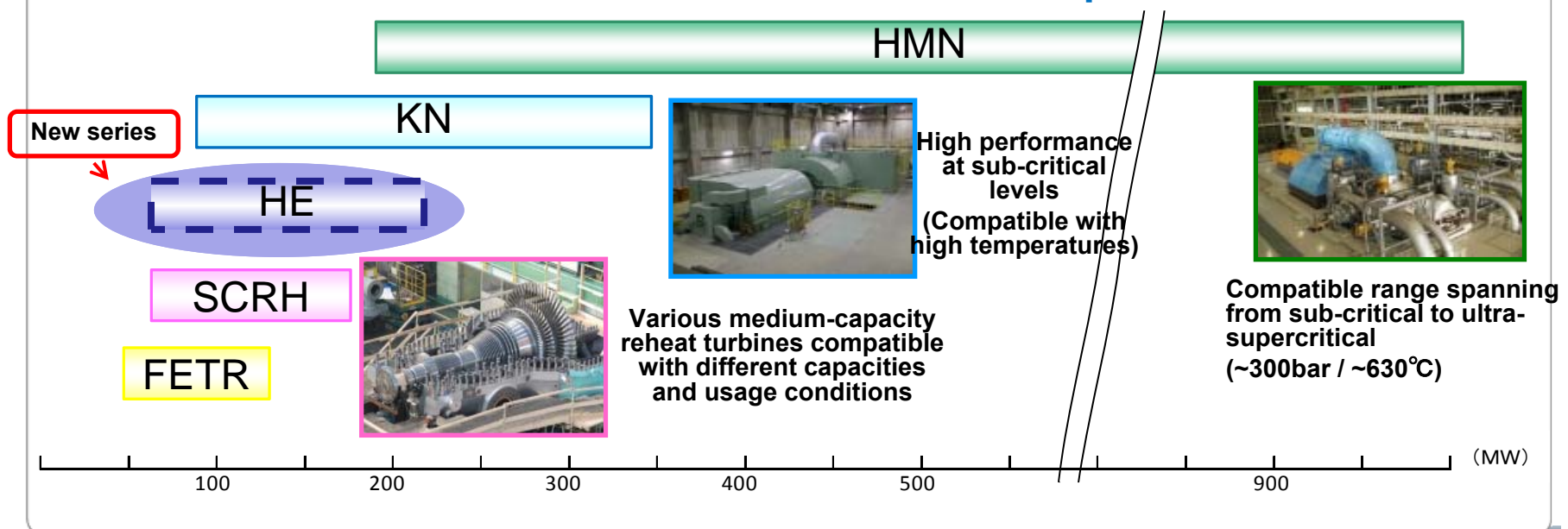
### **Stably expand earnings through ongoing order acquisition centered on thermal and geothermal power generation plants and after sales business growth**

- Acquire thermal and geothermal power generation plant orders and increase sales
  - Enhance competitiveness of thermal power generation plants and acquire orders by making more-efficient, higher temperature systems
  - Expand after sales businesses by utilizing RTS of the United States
- Further expand overseas fuel cell orders
- Continually acquire domestic solar power generation system orders while developing operations overseas (Asia)

## Thermal Power

- **Continually acquire orders for thermal power generation (IPP, PPS)**  
Acquire combined-cycle and ultra-supercritical coal-fired thermal power generation plant orders
- **Expand orders in Asia and the Near and Middle East through acquisition of new customers**
- **Promote development ventures for bolstering product lineup and increasing efficiency**  
Expand reheat turbine model series (HE)  
Achieve compatibility with high-temperature and high-pressure plants to realize increased cycle efficiency

### <Reheat Turbine Product Lineup>





## Geothermal Power

- Continue acquiring orders in Asia, and expand orders in the African and Central and South American markets
- Expand domestic binary geothermal power generation orders

### < Binary Geothermal Power Generation >

#### Robust product lineup

Covers wide range spanning from 100 kW hot spring power generation to installations with capacity of more than 10 MW



Artist rendition of completed plant

First order: Idemitsu Oita Geothermal Co., Ltd.  
Takigami Binary Geothermal Power Plant

Capacity: 5050 kW (generator)

Heat source: Hot water reinjection (130 °C)

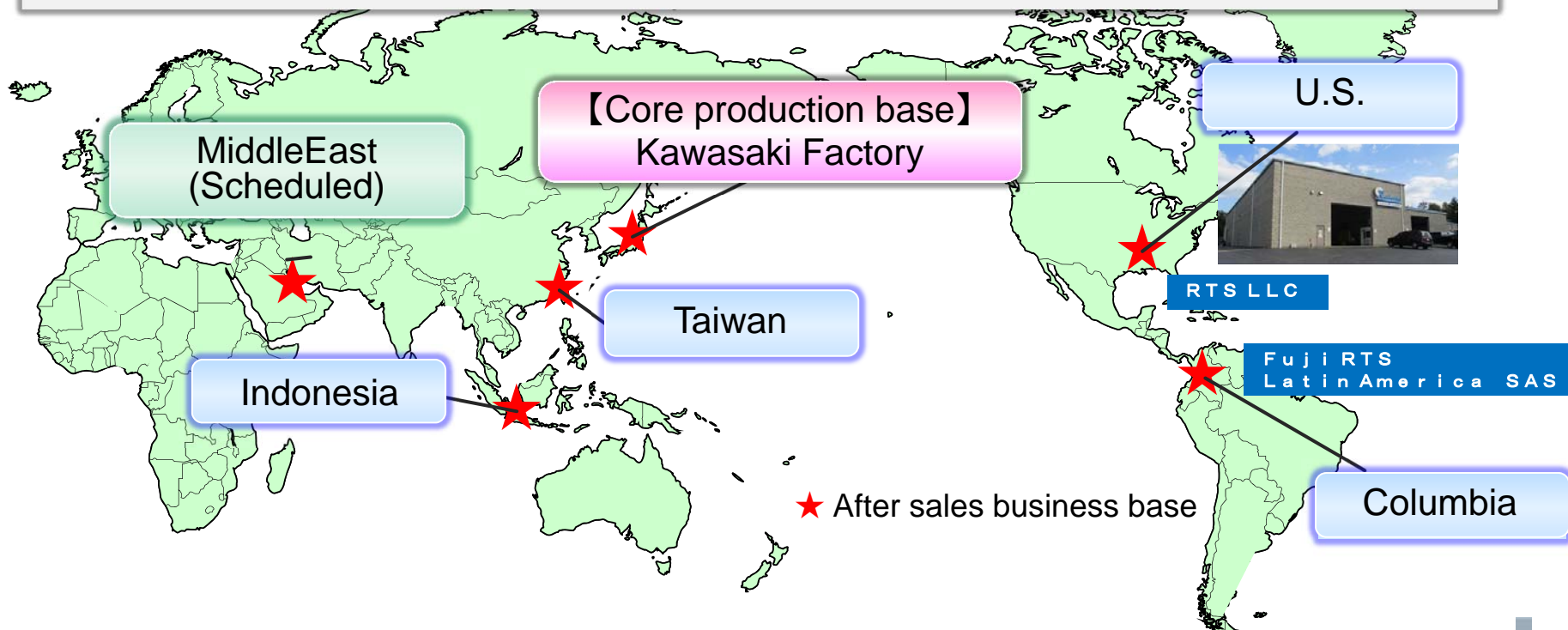
Start of operation: 2017

# Thermal and Geothermal Power Expansion of After Sales Businesses

## Thermal and geothermal power after sales businesses

- Expand U.S. operations using after sales business bases of RTS
- Deploy RTS's after sales business model globally
- Strengthen responsiveness to maintenance needs
  - Enhance lineup of services for optimizing plant lifecycles
  - Expand range of completely localized maintenance services (localized maintenance, construction)
  - Cultivate local technicians

Ratio of sales from after sales businesses (thermal and geothermal power)  
FY2015: 30% → FY2018: 40%



## Fuel Cells

- **Expand orders in Germany fire prevention market centered on warehouses and IDCs**
  - Spreading introduction of fire prevention equipment in Germany centered on warehouses and IDCs
  - Fully utilize exclusive license for patent of fire prevention system using low-oxygen exhaust air and sales channels of Fuji N<sub>2</sub>
  - Strengthen competitiveness by leveraging Fuji Electric's technologies and expertise to commence local production, reduce costs, and shorten delivery times

- **Bolster product lineup by introducing new models (SOFC)**
  - Enter into market by commercializing high-efficiency, low-cost SOFCs for small- to medium-scale private-sector applications for which distributed power sources are applicable (hospitals, offices, commercial facilities, housing complexes, etc.)
  - Target 2018 launch

Example of fuel cells delivered in Germany



Fuel cell (100 kW) for the fuel cell research center (ZBT)  
(Installation completed in 2015)

50 kW class SOFC system



【Artist rendition】

•SOFC: Solid oxide fuel cell

# Social Engineering Systems

## **Step up smart meter initiatives**

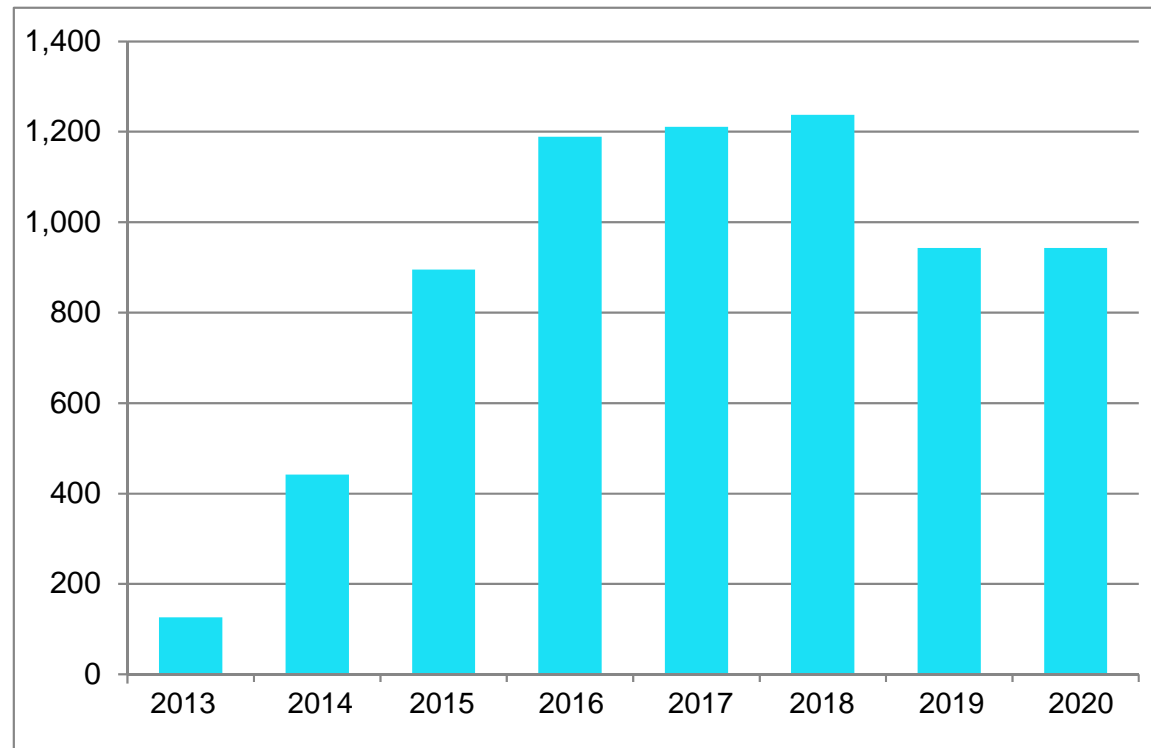
- Reinforce production systems and profit structure

## **Expand business against backdrop of electricity system reform**

- Develop new businesses targeting PPSs (cloud services, electricity storage systems, etc.)

## Smart Meter Market Forecast

(Tens of thousands of units)



(The Company's estimation)

- Full-fledged, nationwide introduction commenced in 2015
- Demand to peak between 2016 and 2018 due to influences of early introduction by TEPCO (10 years → 7 years)

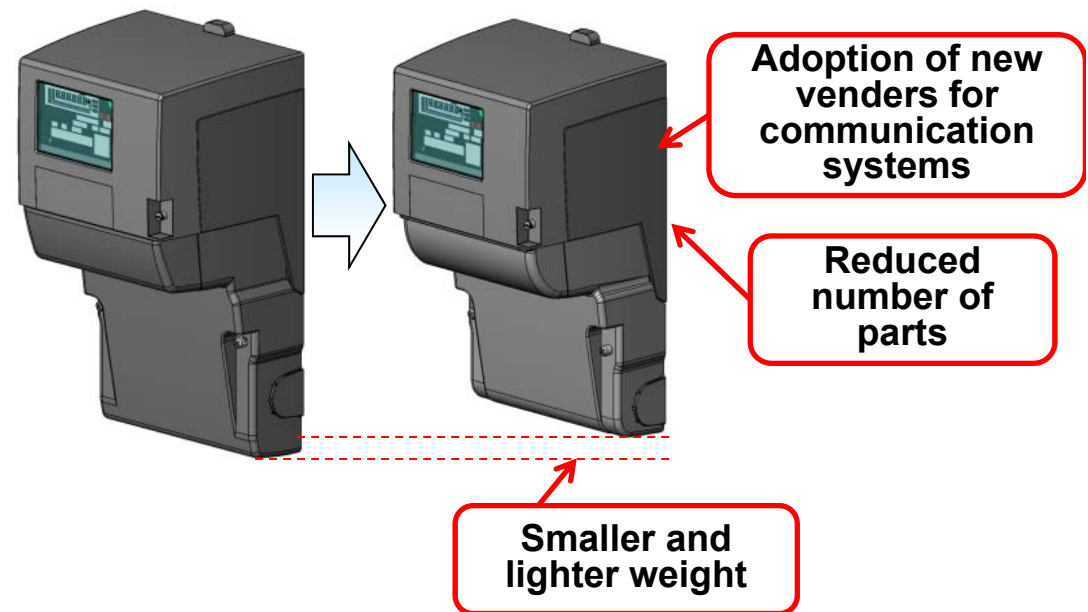
## Smart meters

- Enhance production lines in conjunction with market scale growth and improve productivity through automation
- Increase profits by reducing costs

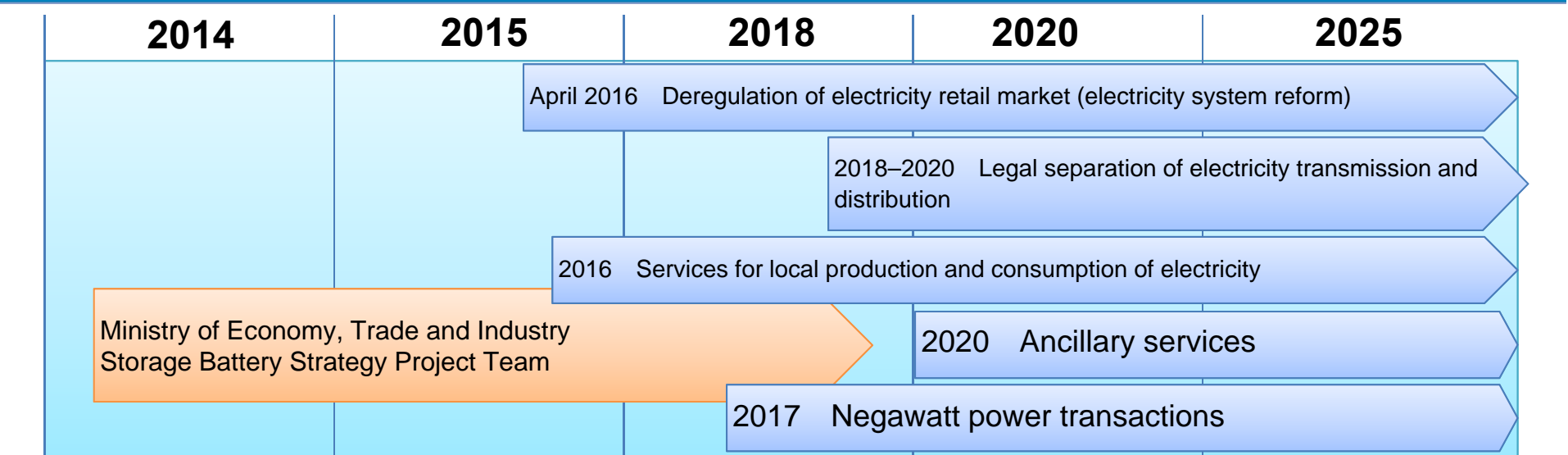
Automated smart meter assembly line



Timely launch of low-cost meters



# Electricity System Reform and Electricity Storage Control System Trends

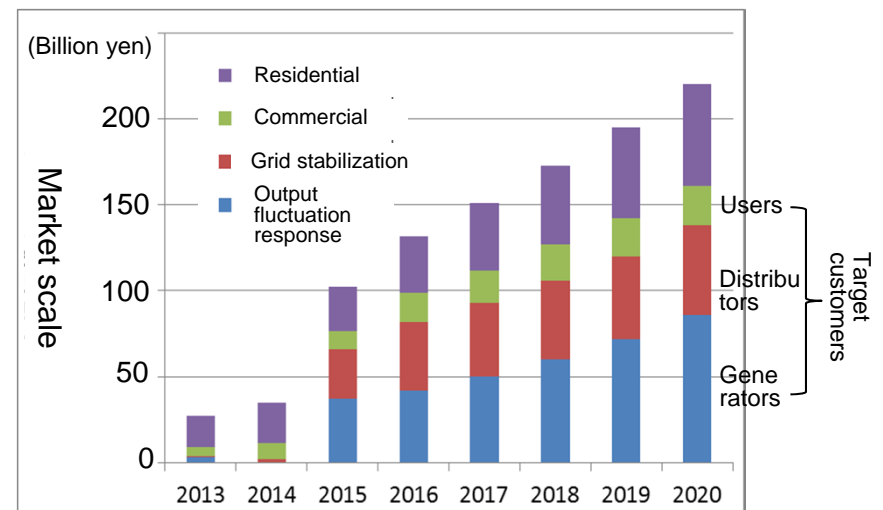


- Establishment of retail market services in light of electricity system reform
- Expansion in range of service applicability in conjunction with rising demand for ancillary services, negawatt power transactions, etc.
- Rapid market growth projected starting in 2020 due to storage battery price reductions

**【Range of Electricity Storage Control System Application】**  
**Residential:** Blackout response measures, electricity fee reduction  
**Commercial:** BCP measures, electricity fee reduction  
**Grid stabilization:** Isolated islands, ancillary services  
**Output fluctuation response:** Peak usage reduction and shifting for renewable energy, output fluctuation response measures

• Ancillary services: Electricity quality (frequency, voltage) maintenance

## Electricity Storage Control System Market Scale



Source: Overview of and Outlook for Electricity Business Driven by Electricity System Reform, FUJI KEIZAI CO., LTD.

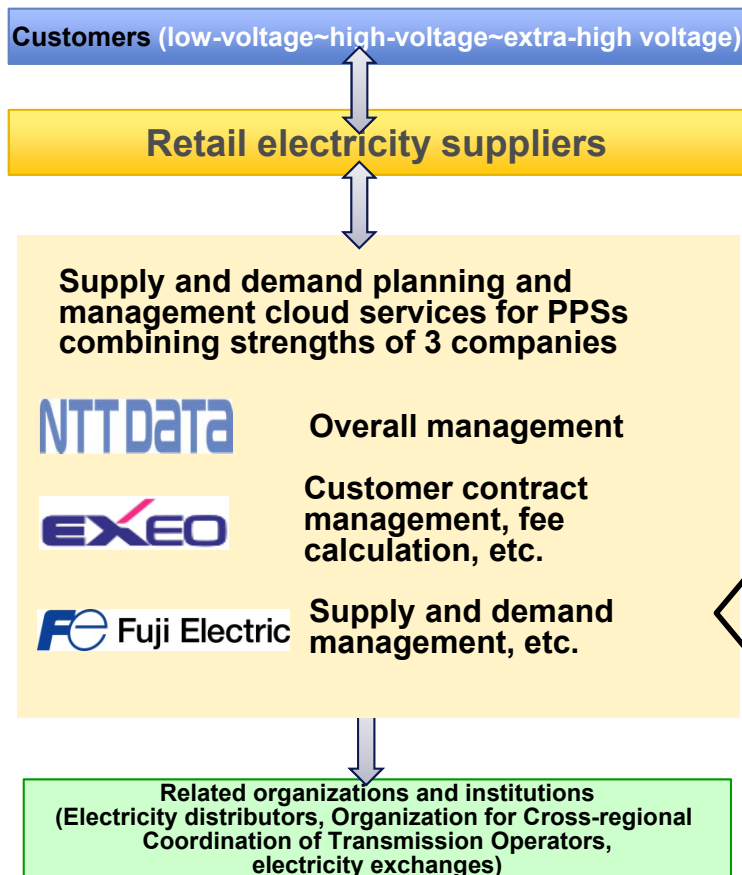


# Development of New Businesses Targeting PPSs 1

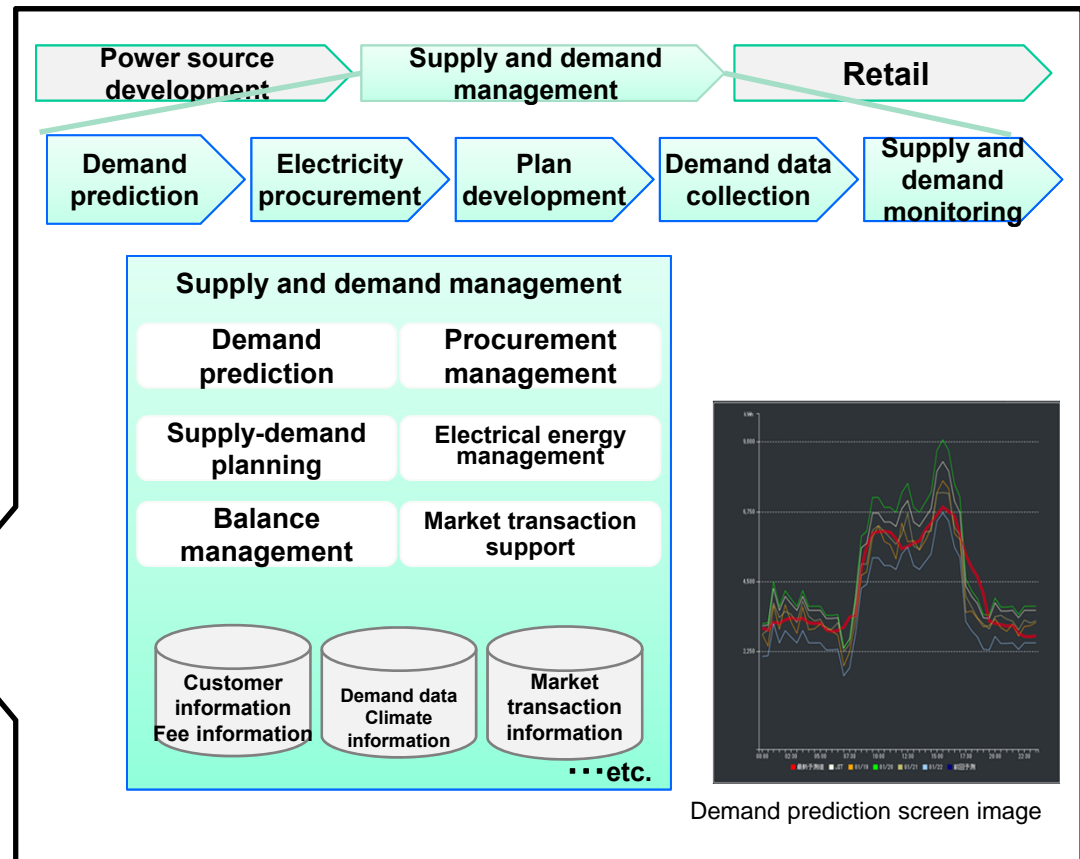
**Electricity supply and demand management services**

- Provide cloud service systems that preemptively respond to market needs
- Expand orders through collaboration between NTT DATA, Kyowa Exeo, and Fuji Electric

## < Overview of Cloud Services for PPSs >



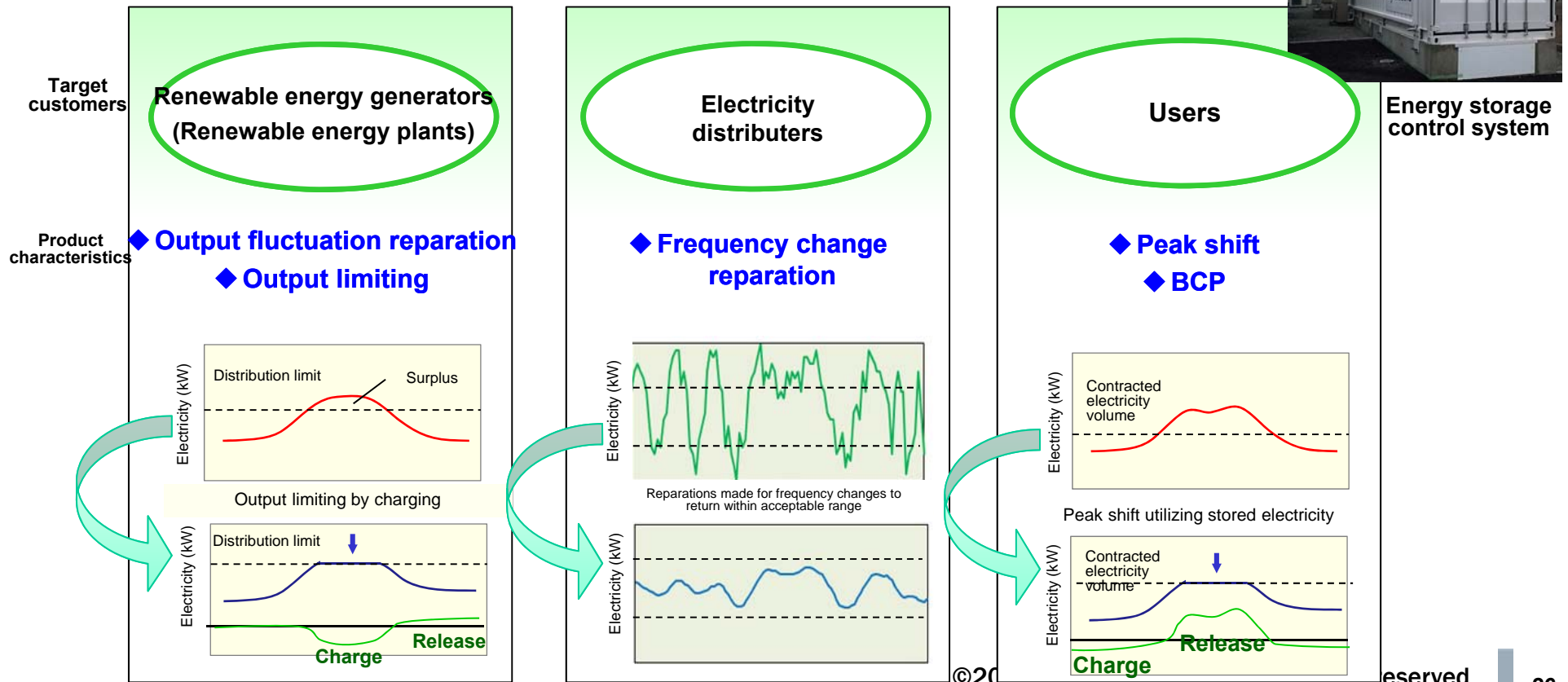
## Services Provided by Fuji Electric (Supply and Demand Management)



# Development of New Businesses Targeting PPSs 2

## Energy storage control systems

- Provide systems utilizing electricity stabilization technologies
- Increase orders by strengthening relationships with battery manufacturers
- Differentiate offerings by combining high-efficiency PCS with optimal control technologies



Energy storage control system

# Social Information

## 【Domestic IT market projections (2016–2018)】

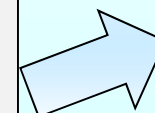
**Gradual market growth anticipated**

**(Growth centered on software and services)**

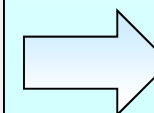
### 【Trends by customer type】

**【Academic】** Elementary, junior high, high school: Strong demand due to government measures for ICT infrastructure enhancement


University: Increased usage of ICT in classes



**【Private sector】** Trend toward limited conventional infrastructure investment in industrial and financial sectors



**【Public】** Low levels of large-scale investment and government-spearheaded reduction in maintenance expenses



## Social Information Priority Measures

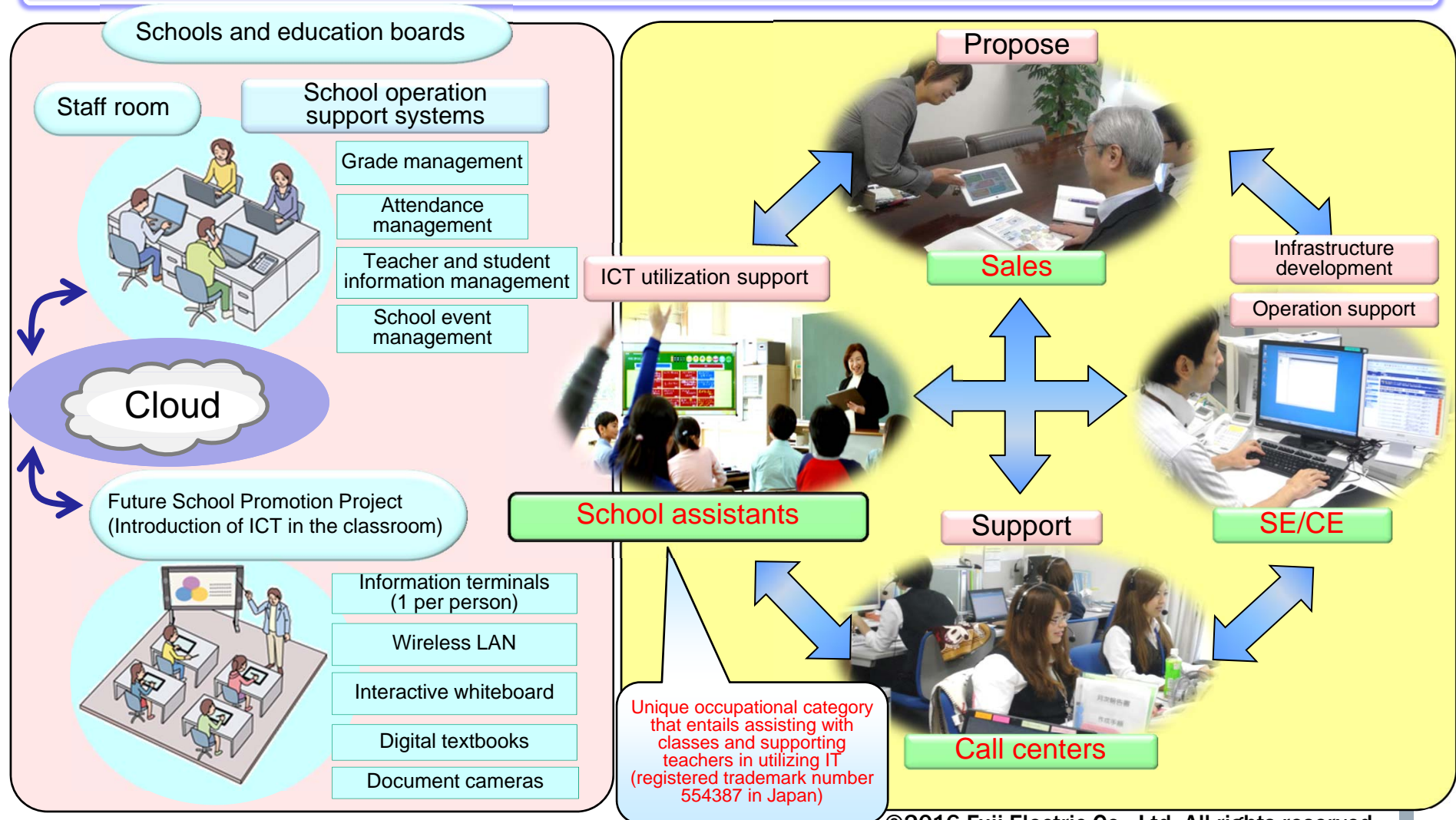
---

### **Accelerate and strengthen initiatives targeting new fields and growth fields amidst development of more-advanced IT infrastructure**

- Academic: Expand business area by providing one-stop service, promote deployment of cloud services
- Private sector: Participate in new fields and acquire new customers by stepping up collaboration with Fujitsu
- Public: Increase orders by developing businesses for constructing sophisticated infrastructure

# One-Stop Service Provision (Academic Field)

**Expand business area by effectively utilizing school assistants; enhancing integrated management of sales, SE, CE, and call centers; and bolstering service lineup through the deployment of cloud services**

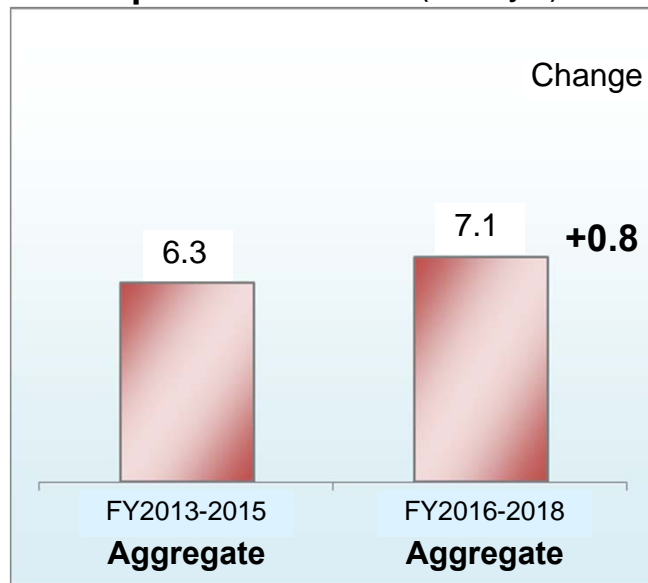


# Capital Investment / Research and Development

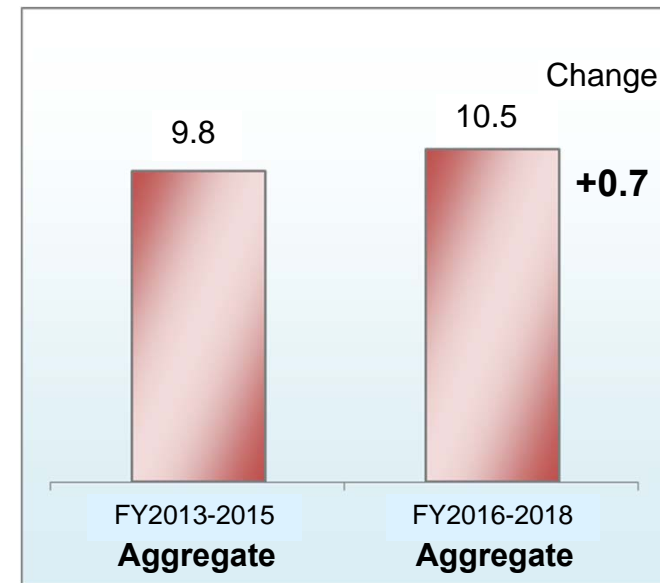
# Capital Investment / Research and Development

Focus on strengthening manufacturing capabilities and developing competitive, high-value-added products to continually and stably expand business

**Capital Investment (Billion yen)**



**Research and Development (Billion yen)**



- Rationalize production at Kawasaki Factory
- Enhance production facilities for smart meters

- Increase efficiency of thermal turbines
- Develop fuel cells (SOFCs)
- Expand range of services for addressing electricity system reform

\* R&D expenditure figures above represent expenditures that have been allocated to segments based on theme and may therefore differ from figures contained in consolidated financial reports.



1. Statements made in this documents or in the presentation to which they pertain regarding estimates or projections are forward-looking statements based on the company's judgments and assumptions in light of information currently available. Actual results may differ materially from those projected as a result of uncertainties inherent in such judgments and assumptions, as well as changes in business operations or other internal or external conditions. Accordingly, the company gives no guarantee regarding the reliability of any information contained in these forward-looking statements.
2. These documents are for information purpose only, and do not constitute an inducement by the company to make investments.
3. Unauthorized reproduction of these documents, in part or in whole, is prohibited.