


■ Solid-state Contactors


● 3-pole Solid-state contactors

Series Standard	Rated main-circuit voltage	Type		Number of main circuit elements	Continuous current [A]	Max. motor capacity [HP] (at 60 Hz)				UL File No.
		Main body	Cooling fin			Single-phase		3-phase		
						110-120V	220-240V	220-240V	440-480V	
SS Series 	100-240V AC	SS032	-	2	3	-	1/10	1/2	-	E132864
		SS033	-	3	3	-	-	-	-	
		SS082	Fins integrated into main body	2	8	1/10	1/4	3/4	-	
		SS083		3	-	-	-	-		
		SS202	SX1-D10	2	20	1/6	1/2	1 1/2	-	
		SS203	SX1-D10	3	-	-	-	-	-	
		SS302	SX1-D10	2	30	1/3	1	2	-	
		SS303	SX1-E12	3	-	-	-	-	-	
		SS402	SX1-D14	2	40	1/2	1 1/2	3	-	
		SS403	SX1-E12	3	-	-	-	-	-	
		SS502	SX1-E12	2	50	1	3	5	-	
		SS503	SX1-E17	3	-	-	-	-	-	
		SS802	SX1-C12	2	80	3	5	10	-	
		SS803	SX1-C12	3	-	-	-	-	-	
	SS1202	SX1-C12	2	120	3	5	10	-		
	SS1203	SX1-C12	3	-	-	-	-	-		
	200-480V AC	SS302H	SX1-E12	2	30	-	1	5	-	
		SS303H	SX1-E12	3	-	-	-	-	-	
		SS502H	SX1-E12	2	50	-	3	5	10	
		SS503H	SX1-E17	3	-	-	-	-	-	
SS802H		SX1-C12	2	80	-	5	10	20		
SS803H		SX1-C12	3	-	-	-	-	-		
SS1202H	SX1-C12	2	120	-	5	10	20			
SS1203H	SX1-C12	3	-	-	-	-	-			


Notes 1: Figures in "Continuous current" and "Max. motor capacity" columns are those when operated at 40 °C in ambient temperature with cooling fins mounted.

2: Motor running conditions: make-break frequency = 1200 times per hour; duty cycle = 25%; motor starting current = 6 times the total load current; motor starting time = 0.7 second or less.

● Single-pole Solid-state contactors

Series Standard	Rated main-circuit voltage	Type	Number of main circuit elements	Continuous current [A]	Max. motor capacity [HP] (at 60 Hz)				UL File No.
					Single-phase		3-phase		
					120V	240V	240V	480V	
SS Series 	100-240V AC	SS101	1	10	-	-	-	-	E132864
		SS201	1	20	-	-	-	-	
		SS301	1	30	-	-	-	-	
		SS401	1	40	-	-	-	-	
		SS501	1	50	-	-	-	-	
		SS701	1	70	2	5	3	10	
		SS1001	1	100	3	7 1/2	5	15	
		SS1501	1	150	5	10	10	20	
		SS2001	1	200	7 1/2	15	10	30	
		200-480V AC	SS701H	1	70	5	10	10	
	SS1001H		1	100	7 1/2	15	15	30	
	SS1501H		1	150	10	25	20	40	
	SS2001H		1	200	20	40	30	60	

● Solid-state contactor for DC load or exclusively for heater load

Series Standard	Rated main-circuit voltage	Type	Number of main circuit elements	Continuous current [A]	UL File No.
For DC load	24 -240V DC	SS031D	1	3	E142975
Exclusively for heater load 	100-240V AC	SS101C	1	10	
		SS201C		20	
		SS301C		30	