

To All Customers

Rep No. B18064

January 15, 2019

Fuji Electric FA Components  
& Systems Co., Ltd.

## Notification regarding Change in Printing Specification for G-TWIN $\Lambda$ (Lambda) Series Molded Case Circuit Breakers and Earth Leakage Circuit Breakers

We would like to thank you for your continued patronage of Fuji products.

We will be changing some products as described below.

Please review the following information and take appropriate actions.

Please also inform all related sections of your company of these changes.

Product name	Molded Case Circuit Breaker/Earth Leakage Circuit Breaker
Series name	G-TWIN $\Lambda$ (Lambda) Series
Types	BW32SBG, BW50EBG, BW50SBG, BW63EBG, BW63SBG, BW50RBGU, BW50SBL EW32SBG, EW50EBG, EW50SBG, EW63EBG, EW63SBG, EW50RBGU (All types including derivative models)
Changed parts	1. Printing specification for the top surface and sides of the cover of the breaker body 2. Content of the side nameplate description for accessory terminal block types (push-in terminals)
Details of the change	(1) Change in the cover printing layout. (2) Addition of product type and lot No. to the side of the cover. (3) Change in content printed on the side nameplate for accessory terminal block types (push-in terminals).  For more details, refer to attachments 1 and 2: "Change in Printing Specification for Molded Case Circuit Breakers and Earth Leakage Circuit Breakers".
Reason for change	To improve the visibility of the product type, lot No. and product performance description when combining accessory devices.
Date of the production change	Scheduled for products to be produced from May 2019.
Attachment	Attachment 1. 2 "Change in Printing Specification for Molded Case Circuit Breakers and Earth Leakage Circuit Breakers"
Notes concerning the changes	This change will not affect product specifications or performance.

## Change in Printing Specification for Molded Case Circuit Breakers and Earth Leakage Circuit Breakers

Rep No. B18064


January 15, 2019

Fuji Electric FA Components  
& Systems Co., Ltd.


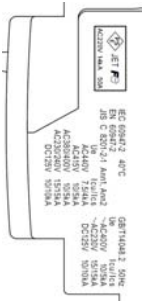

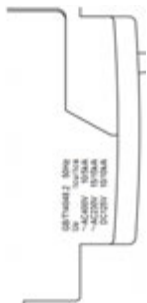
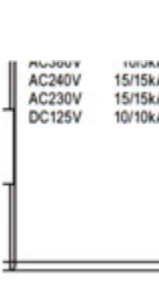




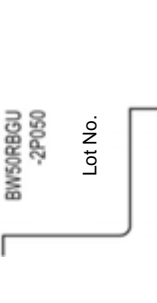

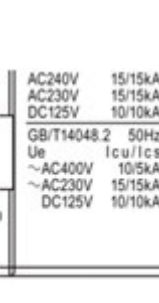

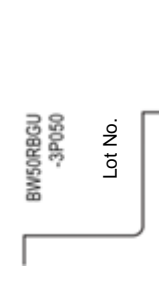
## [Details of the change]

- (1) Revision of cover printing layout
- (2) Addition of product type and lot No. to the side of the cover.

## [Main unit printing specification change example (1), (2): BW50RBGU-3P050]



## [Detailed view of changes]

	2P (BW50RBGU-2P050 example)				3P (BW50RBGU-3P050 example)			
	(1) (Left side)	(1) (Front face)	(1) (Right side)	(2)	(1) (Left side)	(1) (Front face)	(1) (Right side)	(2)
Conventional product	 <p>ting for JIS, CE, and CCC p</p>	No changes					 <p>*No printing for JIS, CE, and CCC products.</p>	
Changed product		No changes	 <p>*No printing for JIS, CE, and CCC products.</p>	 <p>BW50RBGU-2P050 Lot No.</p>			 <p>*No printing for JIS, CE, and CCC products.</p>	 <p>BW50RBGU-3P050 Lot No.</p>

## Change in Printing Specification for Molded Case Circuit Breakers and Earth Leakage Circuit Breakers

Rep No. B18064

January 15, 2019

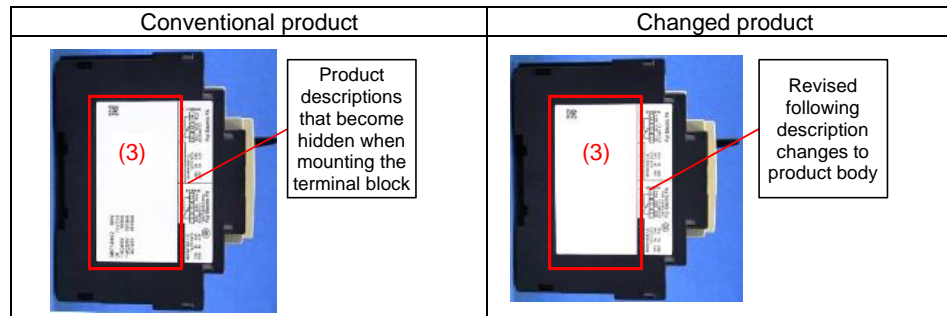
## [Details of the change]

(3) Change in content printed on the side nameplate for accessory terminal block types (push-in terminals)

Fuji Electric FA Components &amp; Systems Co., Ltd.

[Side nameplate change example (3): BW50RBGU-3P030WKQ]

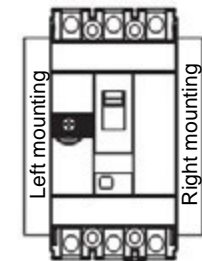
[Terminal block mounting position when combining various accessory devices]



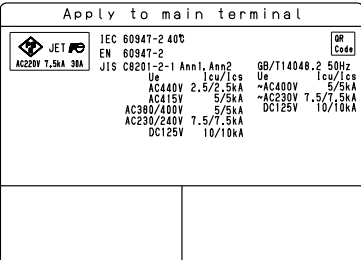
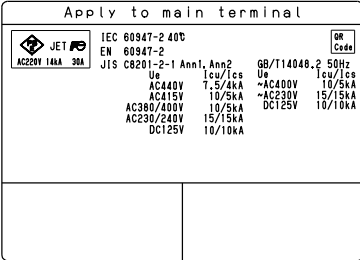
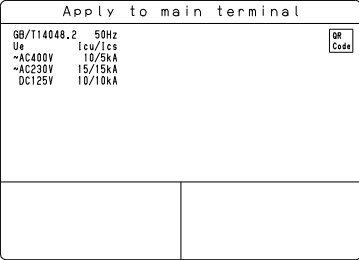
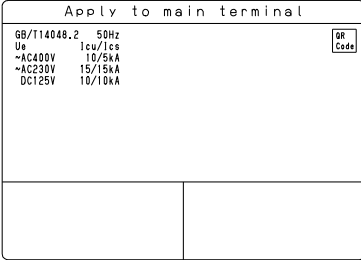

MCCB	Right		
	Right	Right	Right
2P		W (1) K (8) W (1) K (8) F	
3P	W (1) V (2) K (8) W (1) K (8) V (2) K (8) W (1) F K (8) F W (1) K (8) F R W (1) R K (8) R W (1) K (8) R	V (2) V (2) K (8) F W (1) F K (8) F W (1) K (8) F R W (1) R K (8) R W (1) K (8) R	

ELCB	Right		
	Right	Right	Right
2P		W (1) K (8) W (1) K (8)	
3P	W (1) V (2) K (8) W (1) K (8) V (2) K (8) W (1) F K (8) F W (1) K (8) F R W (1) R K (8) R W (1) K (8) R	V (2) V (2) K (8) F W (1) F K (8) F W (1) K (8) F R W (1) R K (8) R W (1) K (8) R	



## [Detailed view of changes]

	2P				3P			
	JIS, CE, CCC products (standard products) (BW50SBG-2P030 example)		UL registered products (BW50RBGU-2P030 example)		JIS, CE, CCC products (standard products) (BW50SBG-3P030 example)		UL registered products (BW50RBGU-3P030 example)	
	Left	Right	Left	Right	Left	Right	Left	Right
Conventional product		Apply to main terminal 		Apply to main terminal 		Apply to main terminal 		Apply to main terminal 
Changed product				Main terminal 