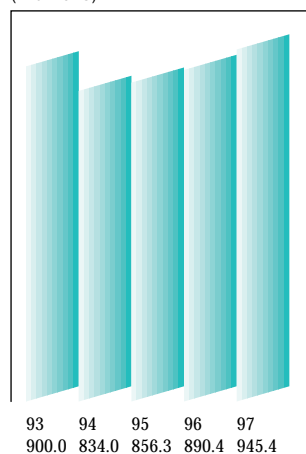


Financial Highlights

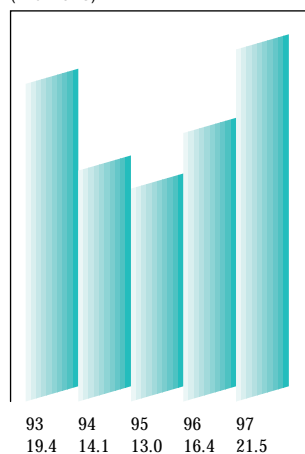
Fuji Electric Co., Ltd. and consolidated subsidiaries

Years ended March 31, 1997 and 1996	Millions of yen		Thousands of U.S. dollars
	1997	1996	1997
Net sales	¥945,382	¥890,413	\$7,624,048
Operating income	25,616	21,517	206,581
Ordinary income	21,480	16,409	173,226
Income before income taxes	21,440	17,065	172,903
Net income	8,189	5,870	66,040
<i>As of March 31, 1997 and 1996:</i>			
Total shareholders' equity	179,834	177,567	1,450,274
Total assets	936,552	880,026	7,552,839
		<i>Yen</i>	<i>U.S. dollars</i>
Per share amounts:			
Net income	<u>¥11.45</u>	<u>¥8.21</u>	<u>\$0.092</u>

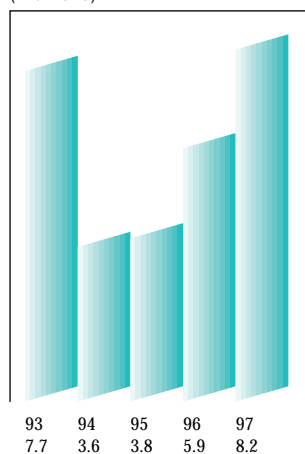
NET SALES
(¥ billions)



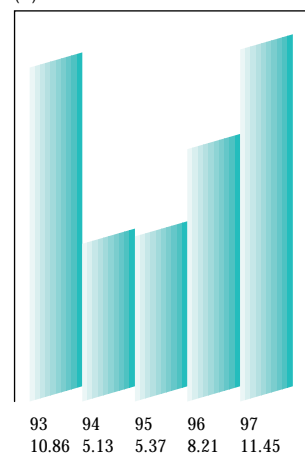
ORDINARY INCOME
(¥ billions)



NET INCOME
(¥ billions)



NET INCOME PER SHARE
(¥)



- Notes: 1. Yen figures are truncated, except for rounded-up figures indicated in graphs. U.S. dollar figures are all rounded up.
 2. U.S. dollar amounts in this annual report are translated, for convenience only, at the rate of ¥124.00=U.S.\$1.
 3. The graphs represent consolidated data.