


FINANCIAL HIGHLIGHTS

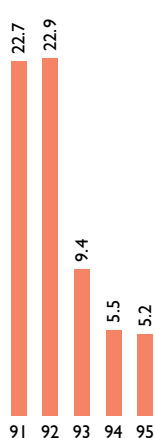
Fuji Electric Co., Ltd.

Years ended March 31, 1995 and 1994	Millions of yen			
	Non-consolidated basis		Consolidated basis	
	1995	1994	1995	1994
Net sales	¥561,266	¥582,266	¥856,305	¥834,015
Operating income	8,031	6,665	18,214	15,796
Ordinary income	5,187	5,549	12,962	14,129
Income before income taxes	5,175	5,172	12,809	10,847
Net income	2,505	2,692	3,820	3,646
<i>As of March 31, 1995 and 1994:</i>				
Total shareholders' equity	138,526	140,238	177,000	175,039
Total assets	592,719	619,508	826,715	814,717
<i>Yen</i>				
Per share amounts:				
Net income	¥3.52	¥3.79	¥5.37	¥5.13
Cash dividends	8.00	8.00		
Employees	13,794	14,094		

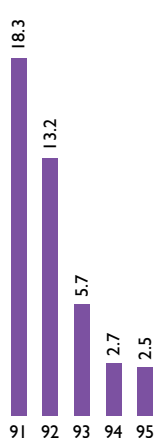
Net sales
(¥ billions)



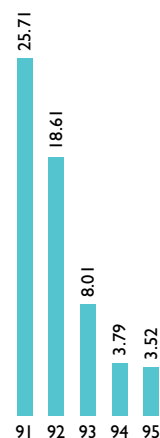
Ordinary income
(¥ billions)



Net income
(¥ billions)



Net income per share
(¥)



Notes: 1. The graphs represent non-consolidated data.

2. Yen figures are truncated, except for rounded-up figures indicated in graphs. U.S. dollar figures are all rounded up.