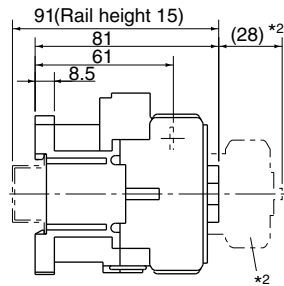


# Contactors SC-E series

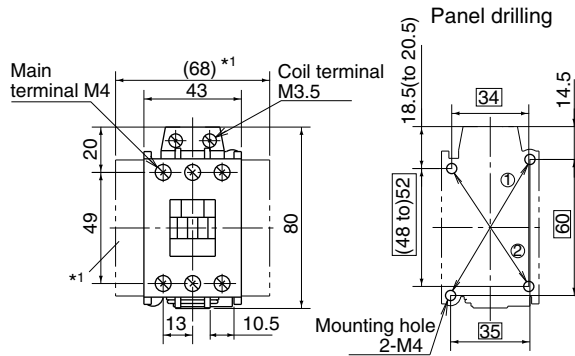
## Dimensions

### ■ Dimensions, mm

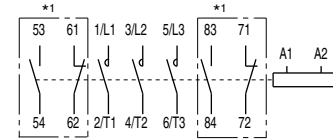
• Non-reversing AC operated  
SC-E02, E03, E04, E05



Mass: 0.33kg



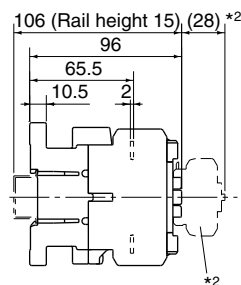
### ■ Wiring diagrams



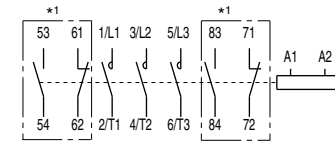
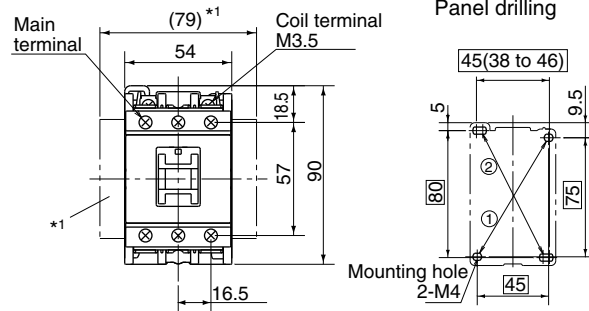
\*1 In case of aux. contact 2NO+2NC

Use the two mounting holes on a diagonal line  
① or ② to mount contactor  
①: 35 × 60 ②: 35 × (48 to 52)

### SC-E1, E2, E2S



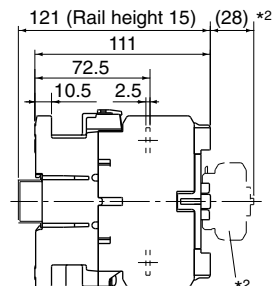
Mass : 0.58kg



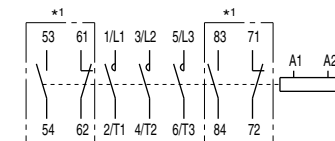
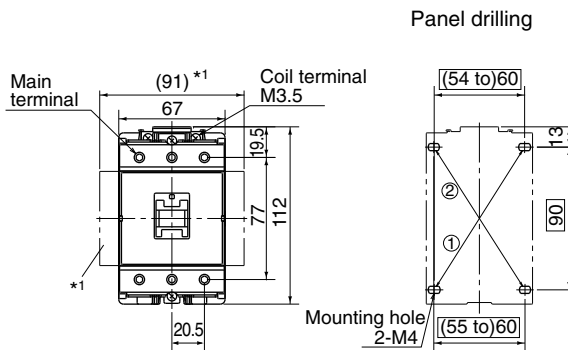
\*1 In case of aux. contact 2NO+2NC

Use the two mounting holes on a diagonal line  
① or ② to mount contactor  
①: 45 × 75 ②: 45 (38 to 46) × 80

### SC-E3, E4



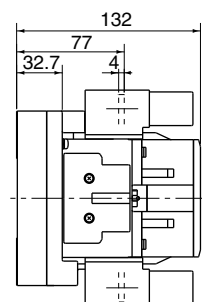
Mass: 1.1kg



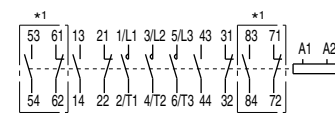
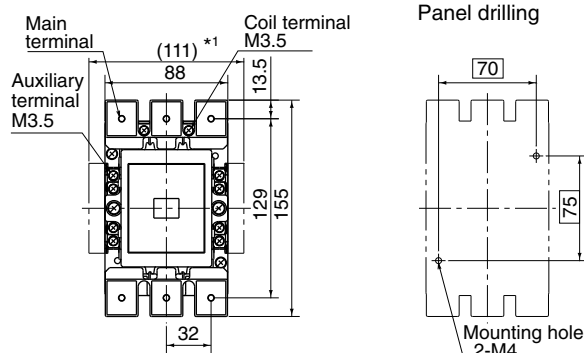
\*1 In case of aux. contact 2NO+2NC

Use the two mounting holes on a diagonal line  
① or ② to mount contactor  
①: (55 to 60) × 90 ②: (54 to 60) × 90

### SC-E5



Mass: 2.0kg



\*1 In case of aux. contact 4NO+4NC

\*1 Side mounting aux. contact block  
\*2 Front mounting aux. contact block

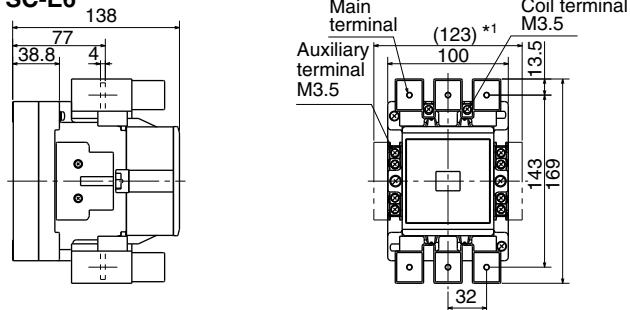
# Contactors SC-E series

## Dimensions

### ■ Dimensions, mm

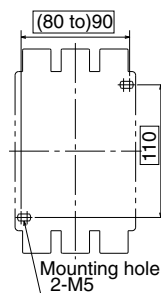
#### • Non-reversing AC operated

##### SC-E6

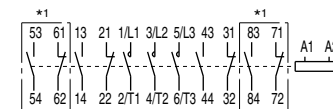


Mass: 2.6kg

#### Panel drilling

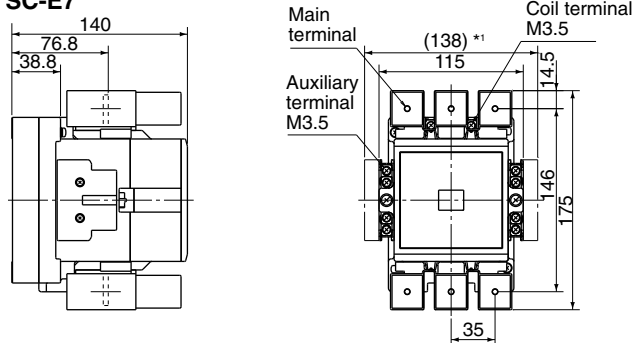


### ■ Wiring diagrams



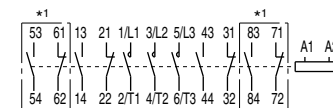
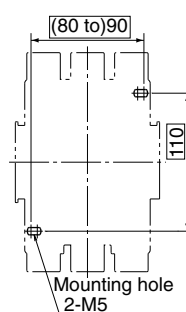
\*1 In case of aux. contact 4NO+4NC

##### SC-E7



Mass: 2.9kg

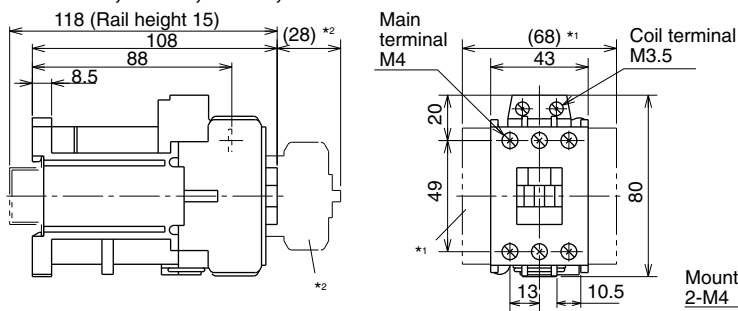
#### Panel drilling



\*1 In case of aux. contact 4NO+4NC

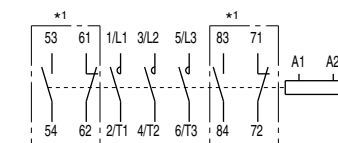
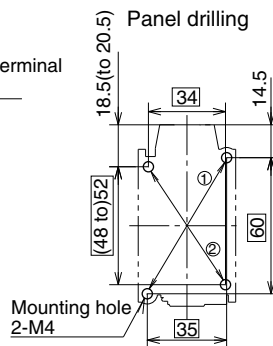
#### • Non-reversing DC operated

##### SC-E02/G, E03/G, E04/G, E05/G



Mass: 0.59kg

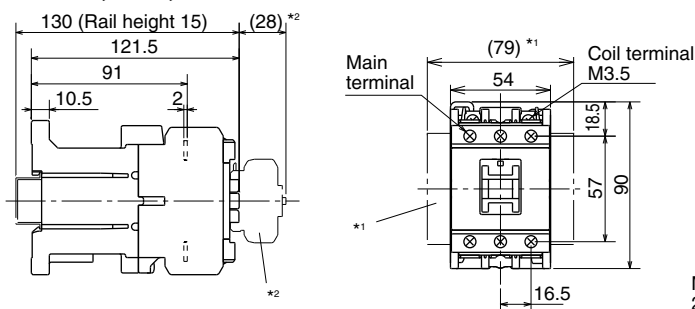
#### Panel drilling



\*1 In case of aux. contact 2NO+2NC

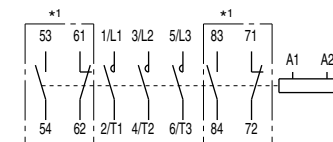
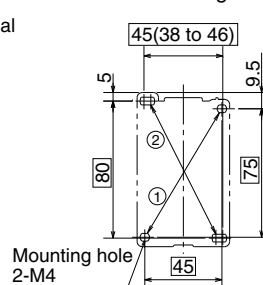
Use the two mounting holes on a diagonal line  
① or ② to mount contactor  
①: 35 × 60 ②: 35 × (48 to 52)

##### SC-E1/G, E2/G, E2S/G



Mass: 0.79kg

#### Panel drilling



\*1 In case of aux. contact 2NO+2NC

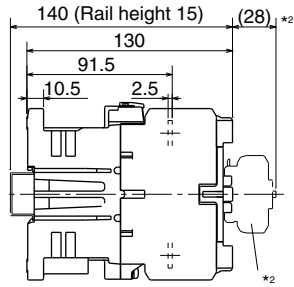
Use the two mounting holes on a diagonal line  
① or ② to mount contactor  
①: 45 × 75 ②: 45 (38 to 46) × 80

\*1 Side mounting aux. contact block  
\*2 Front mounting aux. contact block

# Contactors SC-E series Dimensions

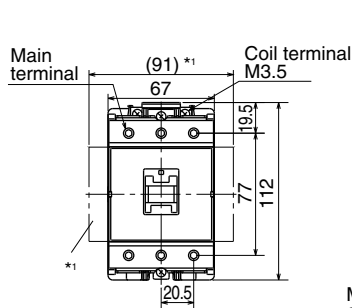
## ■ Dimensions, mm

### • Non-reversing DC operated SC-E3/G, E4/G

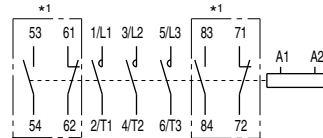
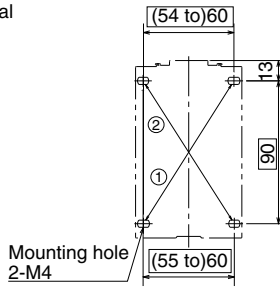


Mass: 1.4kg

\*1 Side mounting aux. contact block  
\*2 Front mounting aux. contact block



### Panel drilling



\*1 In case of aux. contact 2NO+2NC

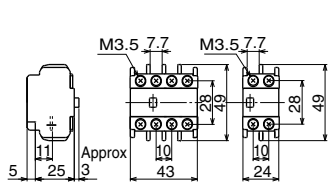
Use the two mounting holes on a diagonal line

① or ② to mount contactor

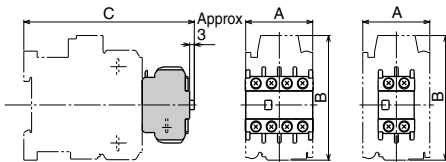
①: (55 to) 60 × 90 ②: (54 to) 60 × 90

### • Auxiliary contact blocks Front mounting SZ-A40/T, A31/T, A22/T, A20/T, A11/T, A02/T for SC-E02 to E4

#### Contactor with aux. contact block

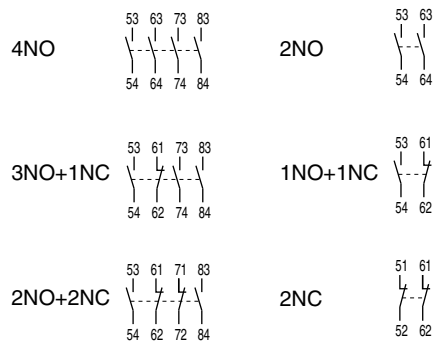


SZ-A40/T, A31/T, A22/T Mass: 36g  
SZ-A20/T, A11/T, A02/T Mass: 20g



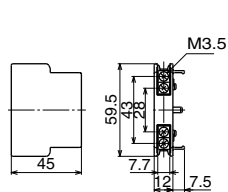
Type	A	B	C
SC-E02, E03, E04, E05	43	80	109
SC-E1, E2, E2S	54	90	124
SC-E3, E4	67	112	139

## ■ Wiring diagrams

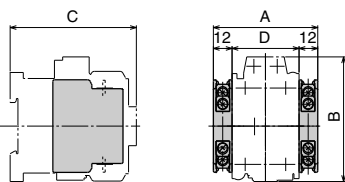


### • Auxiliary contact blocks Side mounting SZ-AS1/T, for SC-E02 to E4

#### Contactor with aux. contact block



Mass: 28g



Type	A	B	C	D
SC-E02, E03, E04, E05	67	80	81	43
SC-E1, E2, E2S	78	90	96	54
SC-E3, E4	91	112	111	67

#### 1NO+1NC Mounted on right side

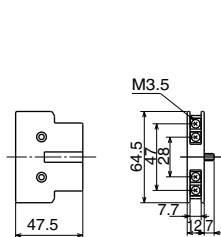


#### Mounted on left side

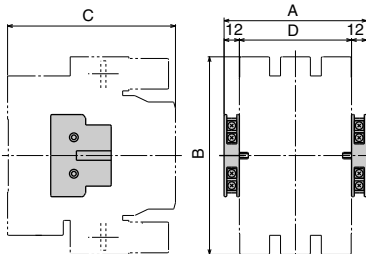


### SZ-AS2/T, for SC-E5 to E7

#### Contactor with aux. contact block



Mass: 40g



Type	A	B	C	D
SC-E5	112	155	132	88
SC-E6	124	169	138	100
SC-E7	139	175	140	115

#### 1NO+1NC Mounted on right side



#### Mounted on left side



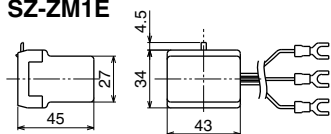
# Contactors SC-E series

## Dimensions

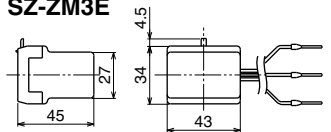
### ■ Dimensions, mm

#### • Main circuit surge suppression units

##### SZ-ZM1E

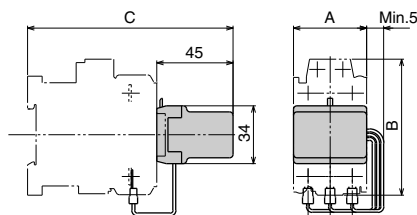


##### SZ-ZM3E



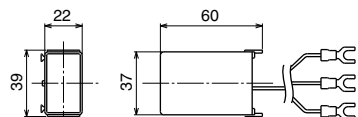
Mass: 60g

Contactors with surge suppression unit

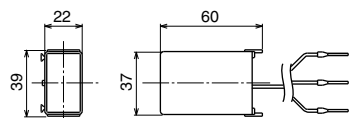


Type	A	B	C
SC-E02+SZ-ZM1E	43	80	121
SC-E03			
SC-E04			
SC-E05			
SC-E1+SZ-ZM3E	54	90	136
SC-E2			
SC-E2S			
SC-E3+SZ-ZM3E	67	112	151
SC-E4			

##### SZ-ZM2E

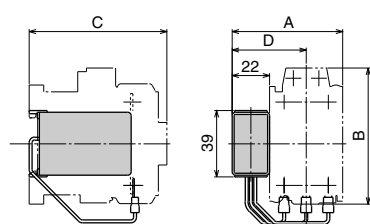


##### SZ-ZM4E



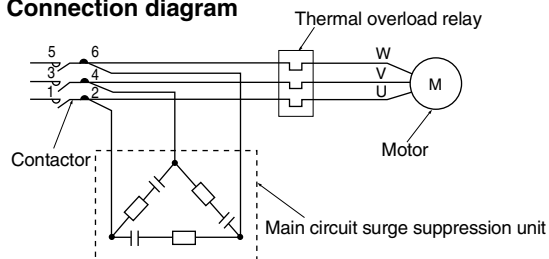
Mass: 60g

Contactors with surge suppression unit



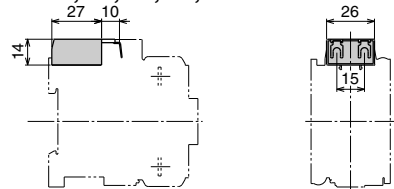
Type	A	B	C	D
SC-E02+SZ-ZM2E	65	80	81	43.5
SC-E03				
SC-E04				
SC-E05				
SC-E1				
SC-E2+SZ-ZM2E	76	90	96	49
SC-E2S				
SC-E3+SZ-ZM2E	89	112	111	55.5
SC-E4				

### Connection diagram



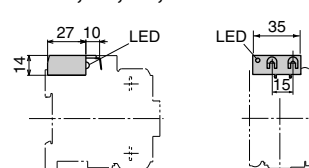
#### • Coil surge suppression units

##### SZ-Z1, Z2, Z3, Z4, Z5



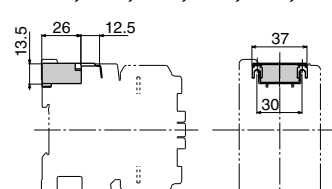
Mass: 14g

##### SZ-Z6, Z7, Z8, Z9



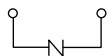
Mass: 16g

##### SZ-Z31, Z32, Z33, Z34, Z35, Z36, Z37

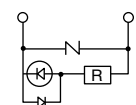


Mass: 15g

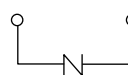
SC-E02 to E05 + SZ-Z1 to Z3  
(Built-in varistor)



SC-E02 to E05 + SZ-Z6, Z7  
(Built-in varistor with operating indicator)



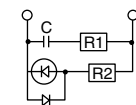
SC-E1 to E4 + SZ-Z31 to Z33  
(Built-in varistor)



SC-E02 to E05 + SZ-Z4, Z5  
(Built-in CR)



SC-E02 to E05 + SZ-Z8, Z9  
(Built-in CR with operating indicator)



SC-E1 to E4 + SZ-Z34, Z35  
(Built-in CR)  
SC-E1/G to E4/G + SZ-Z36, Z37  
(Built-in CR)

