

To All Customers

Rep No.C15014

14th, March, 2016

Fuji Electric FA Components & Systems Co., Ltd.

## Circuit Protector for Control Circuit Notice of Discontinuation of the CP-F Series

Thank you for your continued patronage of Fuji products.  
We would like to notify discontinuation of some of the Fuji Electric's products as described below.  
Please review the following information and take appropriate actions.  
Please inform all related sections of your company.

Product name	Circuit Protector
Series and series name	CP-F Series
Type	Basic types: CP31F□/▲, CP32F□/▲, CP33F□/▲ □ = Characteristics: S, M, I ▲ = Rated current: 0.1 to 30 - Includes the accessories and special products of the basic types described above - Also includes the parts of the series
Reason for discontinuation of production	Discontinuation and streamlining of models to accompany the release of an enhanced lineup of products
Replacement models	Refer to Attachment 1 "CP30F Series Replacement Type List."
Production discontinuation schedule	End of Sep. 2016
Attachments	Attachment 1 CP30F Series Replacement Type List Attachment 2 Comparison Table of New/Old Types
Last order date	We will stop accepting orders at the end of June, 2016
Maintenance parts	There are no maintenance parts.
Others	The catalog will be updated at the time of the next revision.

[Attachment 1]

Rep No.C15014

14th, March, 2016

Fuji Electric FA Components &amp; Systems Co., Ltd.

### CP30F Series Replacement Type List







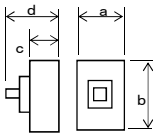
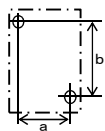
[Remarks regarding the Replacement]

- 1) Since the structure of the replacement products differs from the current products, the operation characteristics also differs. The below replacement types have been selected so as to have similar characteristics, so please choose the type that best matches your load and circuit requirements when replacing.
- 2) Mounting dimensions differ when utilizing screw mounting. For details, refer to Mounting Hole Dimensions of Attachment 2.

Series	Basic type (no. of poles/characteristics/rated current)	Current product type	Replacement type (CP30F Series)
CP-F Series	1-pole Slow-speed type 0.1A	CP31FS/0.1	CP30FS-1P0P1
	1-pole Slow-speed type 0.3A	CP31FS/0.3	CP30FS-1P0P3
	1-pole Slow-speed type 0.5A	CP31FS/0.5	CP30FS-1P0P5
	1-pole Slow-speed type 1A	CP31FS/1	CP30FS-1P001
	1-pole Slow-speed type 2A	CP31FS/2	CP30FS-1P002
	1-pole Slow-speed type 3A	CP31FS/3	CP30FS-1P003
	1-pole Slow-speed type 5A	CP31FS/5	CP30FS-1P005
	1-pole Slow-speed type 7A	CP31FS/7	CP30FS-1P007
	1-pole Slow-speed type 10A	CP31FS/10	CP30FS-1P010
	1-pole Slow-speed type 15A	CP31FS/15	CP30FS-1P015
	1-pole Slow-speed type 20A	CP31FS/20	CP30FS-1P020
	1-pole Slow-speed type 25A	CP31FS/25	CP30FS-1P025
	1-pole Slow-speed type 30A	CP31FS/30	CP30FS-1P030
	1-pole Medium-speed type 0.1A	CP31FM/0.1	CP30FM-1P0P1
	1-pole Medium-speed type 0.3A	CP31FM/0.3	CP30FM-1P0P3
	1-pole Medium-speed type 0.5A	CP31FM/0.5	CP30FM-1P0P5
	1-pole Medium-speed type 1A	CP31FM/1	CP30FM-1P001
	1-pole Medium-speed type 2A	CP31FM/2	CP30FM-1P002
	1-pole Medium-speed type 3A	CP31FM/3	CP30FM-1P003
	1-pole Medium-speed type 5A	CP31FM/5	CP30FM-1P005
	1-pole Medium-speed type 7A	CP31FM/7	CP30FM-1P007
	1-pole Medium-speed type 10A	CP31FM/10	CP30FM-1P010
	1-pole Medium-speed type 15A	CP31FM/15	CP30FM-1P015
	1-pole Medium-speed type 20A	CP31FM/20	CP30FM-1P020
	1-pole Medium-speed type 25A	CP31FM/25	CP30FM-1P025
	1-pole Medium-speed type 30A	CP31FM/30	CP30FM-1P030
	1-pole Instantaneous type 0.1A	CP31FI/0.1	CP30FI-1P0P1
	1-pole Instantaneous type 0.3A	CP31FI/0.3	CP30FI-1P0P3
	1-pole Instantaneous type 0.5A	CP31FI/0.5	CP30FI-1P0P5
	1-pole Instantaneous type 1A	CP31FI/1	CP30FI-1P001
	1-pole Instantaneous type 2A	CP31FI/2	CP30FI-1P002
	1-pole Instantaneous type 3A	CP31FI/3	CP30FI-1P003
	1-pole Instantaneous type 5A	CP31FI/5	CP30FI-1P005
	1-pole Instantaneous type 7A	CP31FI/7	CP30FI-1P007
	1-pole Instantaneous type 10A	CP31FI/10	CP30FI-1P010
	1-pole Instantaneous type 15A	CP31FI/15	CP30FI-1P015
	1-pole Instantaneous type 20A	CP31FI/20	CP30FI-1P020
	1-pole Instantaneous type 25A	CP31FI/25	CP30FI-1P025
	1-pole Instantaneous type 30A	CP31FI/30	CP30FI-1P030
	2-pole Slow-speed type 0.1A	CP32FS/0.1	CP30FS-2P0P1
	2-pole Slow-speed type 0.3A	CP32FS/0.3	CP30FS-2P0P3
	2-pole Slow-speed type 0.5A	CP32FS/0.5	CP30FS-2P0P5
	2-pole Slow-speed type 1A	CP32FS/1	CP30FS-2P001
	2-pole Slow-speed type 2A	CP32FS/2	CP30FS-2P002
	2-pole Slow-speed type 3A	CP32FS/3	CP30FS-2P003
	2-pole Slow-speed type 5A	CP32FS/5	CP30FS-2P005
	2-pole Slow-speed type 7A	CP32FS/7	CP30FS-2P007
	2-pole Slow-speed type 10A	CP32FS/10	CP30FS-2P010
	2-pole Slow-speed type 15A	CP32FS/15	CP30FS-2P015
	2-pole Slow-speed type 20A	CP32FS/20	CP30FS-2P020
	2-pole Slow-speed type 25A	CP32FS/25	CP30FS-2P025
	2-pole Slow-speed type 30A	CP32FS/30	CP30FS-2P030
	2-pole Medium-speed type 0.1A	CP32FM/0.1	CP30FM-2P0P1
	2-pole Medium-speed type 0.3A	CP32FM/0.3	CP30FM-2P0P3
	2-pole Medium-speed type 0.5A	CP32FM/0.5	CP30FM-2P0P5
	2-pole Medium-speed type 1A	CP32FM/1	CP30FM-2P001
	2-pole Medium-speed type 2A	CP32FM/2	CP30FM-2P002
	2-pole Medium-speed type 3A	CP32FM/3	CP30FM-2P003

Series	Basic type (no. of poles/characteristics/rated current)	Current product type	Replacement type (CP30F Series)
	2-pole Medium-speed type 5A	CP32FM/5	CP30FM-2P005
	2-pole Medium-speed type 7A	CP32FM/7	CP30FM-2P007
	2-pole Medium-speed type 10A	CP32FM/10	CP30FM-2P010
	2-pole Medium-speed type 15A	CP32FM/15	CP30FM-2P015
	2-pole Medium-speed type 20A	CP32FM/20	CP30FM-2P020
	2-pole Medium-speed type 25A	CP32FM/25	CP30FM-2P025
	2-pole Medium-speed type 30A	CP32FM/30	CP30FM-2P030
	2-pole Instantaneous type 0.1A	CP32FI/0.1	CP30FI-2P0P1
	2-pole Instantaneous type 0.3A	CP32FI/0.3	CP30FI-2P0P3
	2-pole Instantaneous type 0.5A	CP32FI/0.5	CP30FI-2P0P5
	2-pole Instantaneous type 1A	CP32FI/1	CP30FI-2P001
	2-pole Instantaneous type 2A	CP32FI/2	CP30FI-2P002
	2-pole Instantaneous type 3A	CP32FI/3	CP30FI-2P003
	2-pole Instantaneous type 5A	CP32FI/5	CP30FI-2P005
	2-pole Instantaneous type 7A	CP32FI/7	CP30FI-2P007
	2-pole Instantaneous type 10A	CP32FI/10	CP30FI-2P010
	2-pole Instantaneous type 15A	CP32FI/15	CP30FI-2P015
	2-pole Instantaneous type 20A	CP32FI/20	CP30FI-2P020
	2-pole Instantaneous type 25A	CP32FI/25	CP30FI-2P025
	2-pole Instantaneous type 30A	CP32FI/30	CP30FI-2P030
	3-pole Slow-speed type 0.1A	CP33FS/0.1	CP30FS-3P0P1
	3-pole Slow-speed type 0.3A	CP33FS/0.3	CP30FS-3P0P3
	3-pole Slow-speed type 0.5A	CP33FS/0.5	CP30FS-3P0P5
	3-pole Slow-speed type 1A	CP33FS/1	CP30FS-3P001
	3-pole Slow-speed type 2A	CP33FS/2	CP30FS-3P002
	3-pole Slow-speed type 3A	CP33FS/3	CP30FS-3P003
	3-pole Slow-speed type 5A	CP33FS/5	CP30FS-3P005
	3-pole Slow-speed type 7A	CP33FS/7	CP30FS-3P007
	3-pole Slow-speed type 10A	CP33FS/10	CP30FS-3P010
	3-pole Slow-speed type 15A	CP33FS/15	CP30FS-3P015
	3-pole Slow-speed type 20A	CP33FS/20	CP30FS-3P020
	3-pole Slow-speed type 25A	CP33FS/25	CP30FS-3P025
	3-pole Slow-speed type 30A	CP33FS/30	CP30FS-3P030
	3-pole Medium-speed type 0.1A	CP33FM/0.1	CP30FM-3P0P1
	3-pole Medium-speed type 0.3A	CP33FM/0.3	CP30FM-3P0P3
	3-pole Medium-speed type 0.5A	CP33FM/0.5	CP30FM-3P0P5
	3-pole Medium-speed type 1A	CP33FM/1	CP30FM-3P001
	3-pole Medium-speed type 2A	CP33FM/2	CP30FM-3P002
	3-pole Medium-speed type 3A	CP33FM/3	CP30FM-3P003
	3-pole Medium-speed type 5A	CP33FM/5	CP30FM-3P005
	3-pole Medium-speed type 7A	CP33FM/7	CP30FM-3P007
	3-pole Medium-speed type 10A	CP33FM/10	CP30FM-3P010
	3-pole Medium-speed type 15A	CP33FM/15	CP30FM-3P015
	3-pole Medium-speed type 20A	CP33FM/20	CP30FM-3P020
	3-pole Medium-speed type 25A	CP33FM/25	CP30FM-3P025
	3-pole Medium-speed type 30A	CP33FM/30	CP30FM-3P030
	3-pole Instantaneous type 0.1A	CP33FI/0.1	CP30FI-3P0P1
	3-pole Instantaneous type 0.3A	CP33FI/0.3	CP30FI-3P0P3
	3-pole Instantaneous type 0.5A	CP33FI/0.5	CP30FI-3P0P5
	3-pole Instantaneous type 1A	CP33FI/1	CP30FI-3P001
	3-pole Instantaneous type 2A	CP33FI/2	CP30FI-3P002
	3-pole Instantaneous type 3A	CP33FI/3	CP30FI-3P003
	3-pole Instantaneous type 5A	CP33FI/5	CP30FI-3P005
	3-pole Instantaneous type 7A	CP33FI/7	CP30FI-3P007
	3-pole Instantaneous type 10A	CP33FI/10	CP30FI-3P010
	3-pole Instantaneous type 15A	CP33FI/15	CP30FI-3P015
	3-pole Instantaneous type 20A	CP33FI/20	CP30FI-3P020
	3-pole Instantaneous type 25A	CP33FI/25	CP30FI-3P025
	3-pole Instantaneous type 30A	CP33FI/30	CP30FI-3P030

Comparison Table of New/Old Types

Series		CP-F			CP30F			
No. of poles		1	2	3	1	2	3	
Basic type		CP31F	CP32F	CP33F	CP30F-1P	CP30F-2P	CP30F-3P	
								
Rated operational voltage (V)		240 V AC (50/60 Hz) 60 V DC dual use	240 V AC (50/60 Hz) 120 V DC dual use	240 V AC (50/60 Hz) exclusive use	250 V AC (50/60 Hz) 65 V DC dual use	250 V AC (50/60 Hz) 125 V DC dual use	250 V AC (50/60 Hz) exclusive use	
Rated current (A)		0.1, 0.3, 0.5, 1, 2, 3, 5, 7, 10, 15, 20, 25, 30			0.1, 0.3, 0.5, 1, 2, 3, 5, 7, 10, 15, 20, 25, 30			
Rated breaking current	250 V AC	-			2500 A			
	240 V AC	2500 A			-			
	125 V DC	-			-	2500 A	-	
	120 V DC	-	2500 A	-	-			
	100 V DC	-			-			
	65 V DC	-	-		2500 A	-		
	60 V DC	2500 A	-		-			
50 V DC		-			-			
Operating characteristics		Slow-speed type (S): AC exclusive use Medium-speed type (M): AC, DC dual use Instantaneous type (I): AC, DC dual use			Slow-speed type (S): AC, DC dual use Medium-speed type (M): AC, DC dual use Instantaneous type (I): AC, DC dual use			
Tripping mechanism		Hydraulic magnetic type			Hydraulic magnetic type			
Reference temperature		+40°C			+40°C			
Operational ambient temperature		-10 to +60°C (Storage: -40 to +60°C)			-10 to +60°C (Storage: -40 to +60°C)			
Withstand voltage		2000 V AC, 1 minute			2000 V AC, 1 minute			
Shock resistance		294 m/s <sup>2</sup> (30 G)			294 m/s <sup>2</sup> (30 G)			
Make/break durability		10,000 times or more			10,000 times or more			
Terminal	Main circuit	M5 (above 20 A)/M4 (20 A or below): Self lifting			M5 (25 to 30 A)/M4 (20 A or below): Screw lift-up			
	Auxiliary circuit	M3.5: Self lifting			M3.5: Self lifting			
Mounting method *Option required	Front mounting (screw mounting)	○			○			
	Rail mounting	○			○			
	Panel mounting	-			○*			
Accessories	Auxiliary contact	○			○			
	Alarm contact	○			○			
	Embedded attachment	-			○			
	Main circuit terminal cover	○			-			
	Auxiliary circuit terminal cover	○			○ (comes standard)			
	Inertia delay	○			○			
	Shunt trip device	-			○		-	
<div>Outline dimensions (mm)</div> 		a	17.5	35	52.5	17.5	35	52.5
		b	67	67	67	73	73	73
		c	65	65	65	66.3	66.3	66.3
		d	73.1	73.1	73.1	72.1	72.1	72.1
<div>Panel drilling (mm)</div> <div>[axb]</div> 		12×54	29.5×54	47×54	12×71	29.5×71	47×71	