

Circuit Protectors CP30F Series

Notification regarding Changes in the Shape of the Accompanying Unit and the Type of the Separately Sold Accessory

We would like to thank you for your continued patronage of Fuji products.

We will be changing some products as described below. Please review the following information and take appropriate actions.

Please inform all related sections of your company.

Product name	Circuit protector
Series and series name	CP30F series
Type	CP30F□-1PW□, CP30F□-1PK□, CP30F□-2PW□, CP30F□-2PK□, CP30F□-3PW□, CP30F□-3PK□, all types with an auxiliary or alarm switch
Changed parts	An accompanying terminal block, snap-on mounting terminal cover for auxiliary circuit and individual packaging boxes (1P/2P/3P)
Details of the change	<p>1. Change in the shape of the accompanying unit</p> <p>- The shapes of (1) Accompanying terminal block and (2) Accompanying terminal cover of the auxiliary / alarm switch units are changed.</p> <p>- The cover mounting/removal diagrams on (3) Instructions written on the individual packaging box are changed</p> <p>* With this change, it is no longer able to use the accompanying terminal cover (CP-T8 type) sold separately. As an applicable part, CP-T9 will be prepared newly.</p>
Reason for change	Improvement to the accompanying switch wiring performance and accompanying terminal cover attaching/detaching performance
Date of production change	From August 2016
Attachment	1. CP-15-002: Details of the Change in CP30F Accompanying Unit
Notes concerning the change	<p>The materials of the accompanying terminal blocks and accompanying terminal covers are not changed.</p> <p>There is no compatibility between before/after change of accompanying terminal blocks and accompanying terminal cover</p> <p>Note that the new type of accompanying terminal cover (CP-T9 type) will be combined with the main unit for products to be produced in August 2016 and later.</p> <p>There is no change in product characteristics or specifications.</p>

Details of the Change in CP30F Accompanying Unit

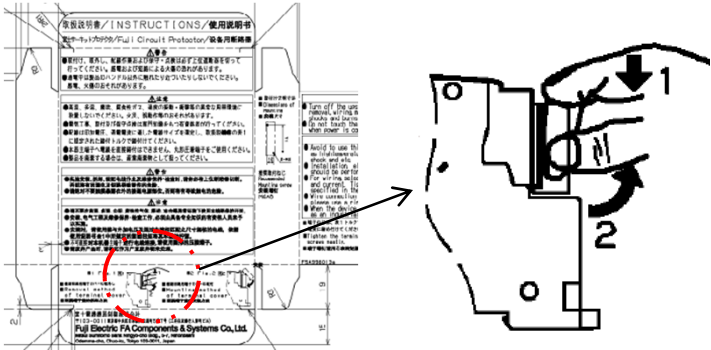
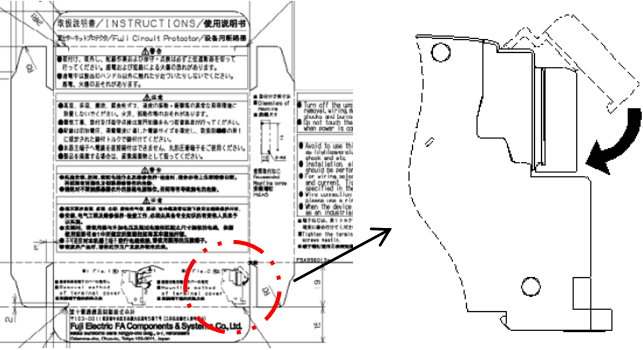
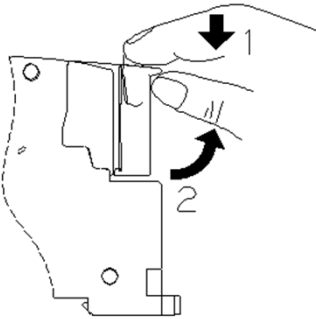
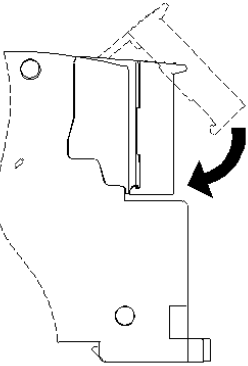


- (1) The accompanying terminal block structure is changed.
- (2) The accompanying terminal cover is changed.
- (3) With the shape change, part of the instructions is changed.

	Before change	After change
(1) Accompanying terminal block		
Details of the change	<ul style="list-style-type: none"> - The upper surface has a flat surface continuously from the surfaces of the cover and case without steps. - The top/bottom pitch between terminals is expanded (only the top side is moved upward). 	
(2) Terminal cover		
Details of the change	<ul style="list-style-type: none"> - The upper surface has a flat surface continuously from the surface of the accompanying terminal block without a step. - The frontage of the wiring section is enlarged. 	

Details of the Change in CP30F Accompanying Terminal Block



	Before change	After change
<p>(3) Instructions</p>	<p><<Removal procedure>></p>  <p><<Mounting procedure>></p> 	 <p>The finger-hooking position changed</p> 
<p>Details of the change</p>	<p>- The terminal cover removal/mounting diagrams are changed.</p>	